

Operational Plan 2020 - 2021

Our Elected Council



"I want to see to fruition the Circular Economy developments. They will create employment in the community and dramatically boost our population."

Cr. John Coulton - Mayor
3575 Allan Cunningham Road Warialda NSW 2402
Mobile: 0427 297 082
Email: jcoulton@gwydir.nsw.gov.au



"I would like to be able to share our area, our events and our lifestyle with many more visitors. It is my aspiration to have adequate funding to expand Tourism especially our Festivals. "

Cr Catherine Egan - Deputy Mayor
4 Keera Street Bingara NSW 2404
Email: cegan@gwydir.nsw.gov.au



"My areas of focus as a Councillor will be tourism, Aged Care, Health and Education."

Cr. Tiffany Galvin
" Damehill" 167 Whitlow Road
Bingara NSW 2404
Email: tgalvin@gwydir.nsw.gov.au



"I want to see Gwydir Shire Council advance through an increase in development leading to a boost in the local economy through the creation of local jobs."

Cr. Jim Moore
"Pepperbox" 90 Oregon Road Warialda NSW 2402
Email: jmoore@gwydir.nsw.gov.au



"I believe that we should continue identifying and targeting responsible savings and economies while identifying opportunities."

Cr Frances Young
10 Junction Street Bingara NSW 2404
Email: fyoung@gwydir.nsw.gov.au



"I would like to see growth in industry and population through the whole of the shire area."

Cr. David Coulton
112 High Street
Warialda NSW 2402
Email: dcoulton@gwydir.nsw.gov.au



"I would like to advance initiatives that create jobs in Gwydir."

Cr Marilyn Dixon
55 Cunningham Street
Bingara NSW 2404
Email: mdixon@gwydir.nsw.gov.au



"I believe we need to look to the future to advance our shire through new projects without ignoring the things that really matter i.e. roads, rates and rubbish."

Cr Geoff Smith
"Dalkeith" Warialda NSW 2402
Email: gsmith@gwydir.nsw.gov.au



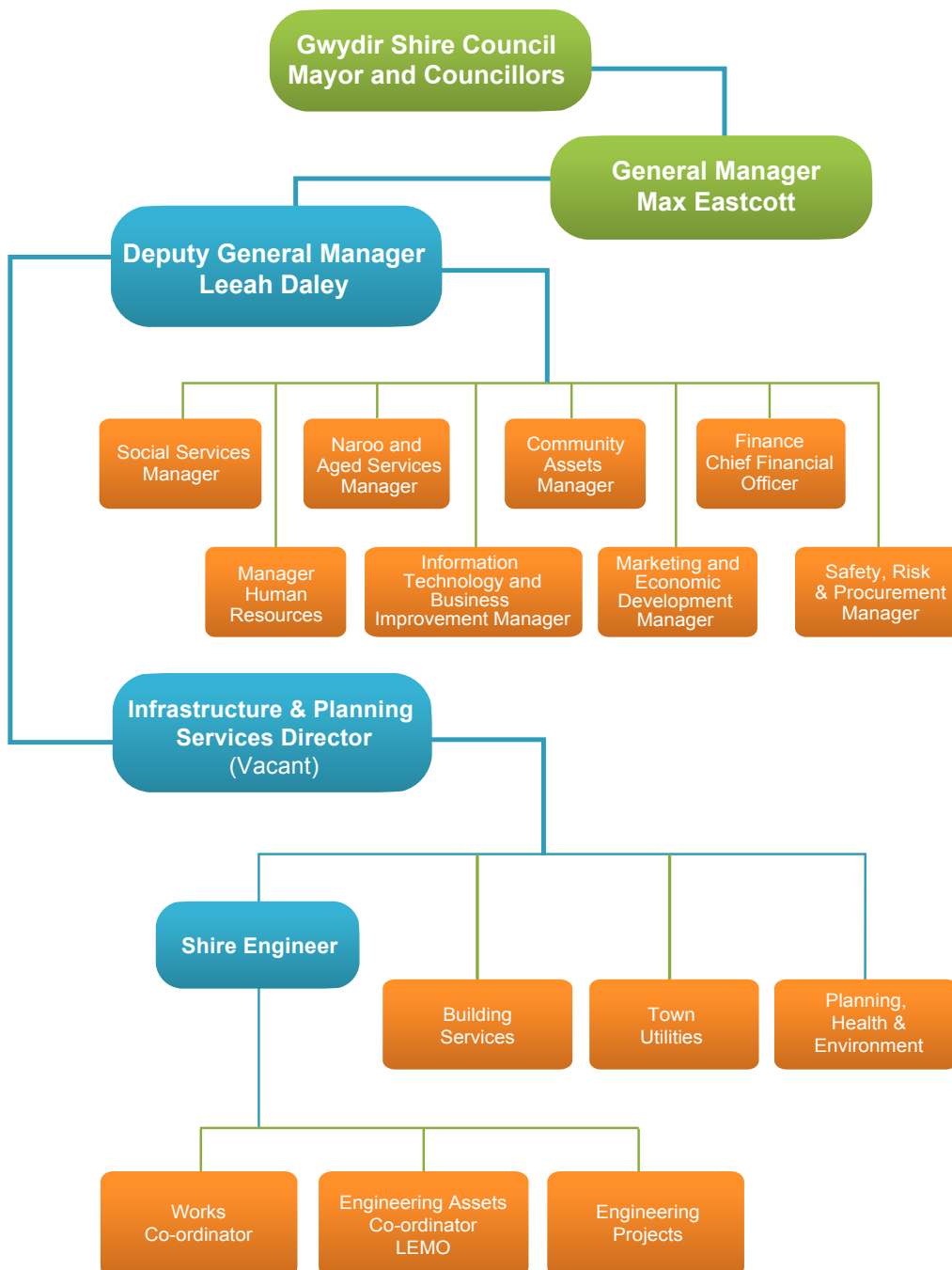
"I will be doing what I can to provide for the development of new industry that will bring jobs to the area."

Cr. Stuart Dick
6 Saleyards Road Bingara NSW 2404
Mobile Number: 0427 663 264
Email: sdick@gwydir.nsw.gov.au

Gwydir Shire Council Organisation Structure

The next section of the report outlines the current Organisational Structure of Council; this is currently in the process of review. It includes the functional areas under each of the directorates. Each of these functional areas is reported on with the reports including a description of the function, outputs and the four year actions aligned to this functional area.

GWYDIR SHIRE COUNCIL ORGANISATION STRUCTURE



Message from the General Manager



We continue to work on enhancing the quality of life for our communities. We are driven to deliver the shared Council and Community Vision established through the extensive consultation process undertaken to establish the 2017 / 2027 Community Strategic Plan.

This Operational Plan is focused on what our community indicated that it wanted to achieve into the future and what actions Gwydir Shire Council and the communities can take to achieve the vision during the 2020 / 2021 financial year.

Gwydir Shire Council's 2020 / 2021 Operational Plan identifies priority projects and activities that will be delivered to the community. These activities will be reported on quarterly over the next twelve- month period.

This is the fifth and was to be the final Operational Plan covering the term of the current Elected Council but it is now likely that the elections set down for September this year will be deferred until September 2021 due to the Covid 19 pandemic. The Elected Council has considerable reason to be proud of what has been achieved during their term of office.

Obviously the Covid 19 crisis will substantially impact on the Council's own source revenue with many of the normal activities that use the Council's various facilities simply not occurring. This year's operational plan reflects this downturn in the Shire's revenue.

I invite you to check in on our progress in achieving the actions outlined in this plan. This can be done by reviewing the quarterly reports in the Council Minutes which are posted on our website. Alternatively, an extensive summary will be included in the Annual Report that is also published on our website.

Hopefully Gwydir Shire will remain Covid 19 virus free for the coming 12 months and beyond. Please continue to exercise responsible social distancing and the recommended hygiene regime to ensure that you, your love ones and the whole community remain healthy.

M Eastcott
General Manager

Information on Gwydir Shire Council

Our Vision

To be the recognised leader in Local Government through continuous learning and sustainability.

Our Mission

To ensure that the Council's long-term role is viable and sustainable by meeting the needs of our residents in a responsible, caring way, attract sustainable development while maintaining the traditional rural values, character and culture of our people.

Council Core Values

1. For Our Community and Visitors

We will provide a safe, clean, and healthy environment in which all people have the opportunity to participate in and share in the Council's services and facilities.

2. For Our Community Committees

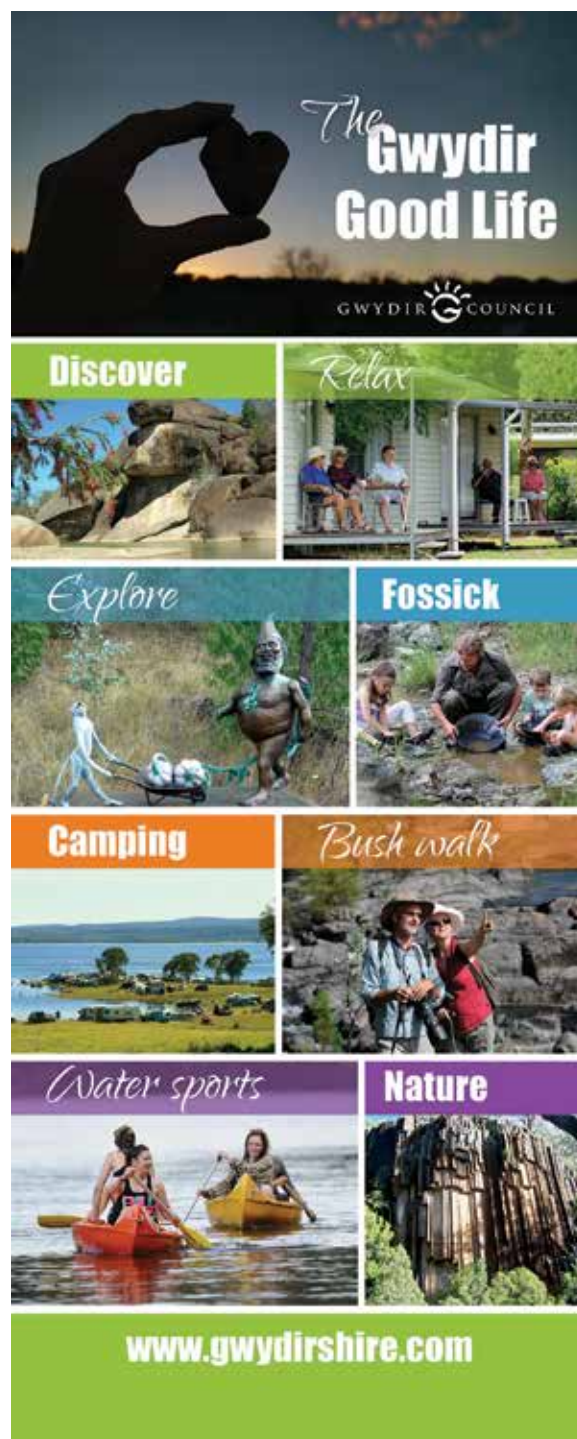
We will seek their opinion in relation to the services in which they assist us, offer relevant and timely support, and recognise their valuable contribution.

3. For Our Staff

We will create an atmosphere of team support, which encourages frank and honest communication, and the use of common sense and innovation in a safe and friendly working environment with the aim of efficiency.

4. For Our Councillors

We will treat all Councillors equally and ensure that they are provided with accurate and timely advice and expect that they will treat each other and the staff with due respect.



Gwydir Shire Council 2021

Our Council Area

Gwydir Shire is located on the North West Slopes and Plains of NSW, approximately 400kms north of Sydney, 120kms north of Tamworth, 300kms south west of Brisbane, 40kms west of Inverell and 40kms east of Moree.

The Shire sits at the crossroads of the Fossickers Way, a popular north-south touring route, the Gwydir Highway, a significant east-west route linking the NSW North Coast to Outback NSW and on Nature's Way (State Touring Route 3), which links Narrabri to Inverell via Gwydir Shire. The Bruxner Highway (east-west route) traverses the northern edge of the Shire with links into southern Queensland.

Much of Gwydir Shire lies between the 29°S and 30°S latitudes, placing it mid-way in the realm of arable lands within the Southern Hemisphere. It has a temperate climate with warm to hot summers (25°C – 35°C) and cool to mild winters (10°C – 20°C). The average elevation across the shire is approximately 350m above sea level. The Gwydir Shire lies about 300kms from the Tasman Sea and the north coast of NSW.

The Shire is part of the New England – North West Region of NSW (also known as the Northern Inland Region) and is bounded by Tamworth Regional Council to the south, Narrabri Shire to the south west, Moree Plains Shire to the west, Inverell Shire to the east and Uralla and Guyra Shires to the south east.

Incorporating an area of 9,122 square kilometres, Gwydir Shire extends from the Nandewar Range in the south and north to close to the Queensland border. The landscapes of the Shire are diverse, and in places, breathtaking.

The southern and central areas of the Shire are located within the Gwydir River catchment area with the Gwydir River flowing through Bingara and Gravesend. The southern areas of the Shire are hilly with pockets of highly fertile river flats along the Gwydir River and its main tributaries.

Mt Kaputar National Park forms the western edge of the Shire, with rugged remnant volcanic peaks and landforms rising above the Gwydir Valley. The northern part of the Shire lies within the 'Golden Triangle'. Built on the black soils from basalt outflows of the New England, it is one of the most productive agricultural areas in Australia.

Agriculture is the primary land use and economic activity within Gwydir Shire. Livestock production dominates in the southern and central areas of the Shire, with the Shire producing prime beef, lamb and pork. The Shire has a collection of beef cattle and sheep properties with several renowned beef studs.





Broadacre cropping is undertaken in the northern part of the Shire, with the main crops being wheat, sorghum and barley. Other crops include dryland cotton, other grains (oats, maize, triticale), hay and pasture seeds, pulses (chickpeas, field beans, mung beans, faba beans, lentils) and oilseeds (canola, soybeans and sunflowers).

In June 2018, Gwydir Shire had an estimated population of 5,349. The Shire has two small towns, Bingara and Warialda, located approximately 40km apart. Bingara services the southern part of the Shire. Located on the Gwydir River at the intersection of the Fossickers Way and Nature's Way (State Touring Route 3), Bingara is a popular stop for travellers.

Warialda is located on the Gwydir Highway, midway between Inverell and Moree. The town is a service centre for both the surrounding rural area and Highway travellers.

Both towns have small, vibrant shopping centres, with IGA supermarkets, historic hotels, eateries and shops that meet the day-to-day needs of the community. There are also a few boutiques and some lifestyle and 'quirky' retailers that are always popular with visitors. Both towns are ideal to use as a stop-over base for exploring the Gwydir Shire and surrounding regions.

The Shire has five rural villages – North Star, Croppa Creek, Coolatai and Gravesend in the northern part of the Shire, and Upper Horton in the south. The Shire has 21 rural localities – Boonal, Blue Nobby, Yallaroi, Crooble, (part of) Pallamallawa and Balfours Peak in the northern half of the Shire, and Warialda Rail, Gineroi, Bangheet, Riverview, Elcombe, Pallal, Rocky Creek, Back Creek, Cobbadah, Gundamulda, Dinoga, Gulf Creek, Upper Bingara, Keera and Copeton in the southern half.

Gwydir Shire Council – Councils do make a Difference

At the drought's peak, The Gwydir Shire in the north-west of NSW was described as the "epicentre of the drought", with the long-term impacts devastating the whole community. Those reliant on the land as a source of income, retailers, tradesmen and schools all experienced a significant downturn.

In September 2019 Gwydir Shire Council held a Drought Forum and invited representatives from local businesses, service clubs, medical service providers, schools, emergency services and NSW Farmers to attend. In addition to this, a series of community meetings were held throughout the Shire.

The Council listened to its community and took action where it could. One of the Shire's initiatives was the establishment of a Council Funded Drought Employment Initiative. The Council knew that skilled individuals and their families were leaving our community en masse as their work had dried up along with the country.

The Council heard our farming business people say that they desperately needed these people to stay in our community because when it rained again, they would be essential to ensure that the farms returned to their productive best.

The Council embraced the recommendation from the staff and community, and moved to allocate \$400,000 for wages and \$100,000 for materials, an allocation of just under 7% of the Council's rates and annual charges to the newly embraced "Drought Employment Initiative. Projects were chosen from the extensive list of unfunded community requests that were received through the strategic planning process. Wherever possible, the Council attempted to develop projects that complemented and added value to those projects funded under the State and Federal programs.

The employment program was open to all Gwydir Shire residents who had been impacted by the drought. It was designed to be flexible, working around the existing on-farm commitments of the applicants such as stock feeding and watering.

A total of 17 individuals were employed under the Council Funded Drought Employment Program.

They were engaged in labourer and plant operator positions for specific drought funded projects, as well as in office, aged care, handyman and gardening roles.

The Council received applications from residents who were able to slot immediately into customer service roles in the Council's administration offices and at the Council's aged care facility.

This initiative has been received as a positive movement from Council to assist members of the community through some very trying times. The Drought Employment Initiative has given these individuals the flexibility to continue to run the farm and feed stock whilst still being able to provide for their families.

Council acknowledges the traditional owners of the land, the Kamilaroi People and pays its respect to Elders both past and present.

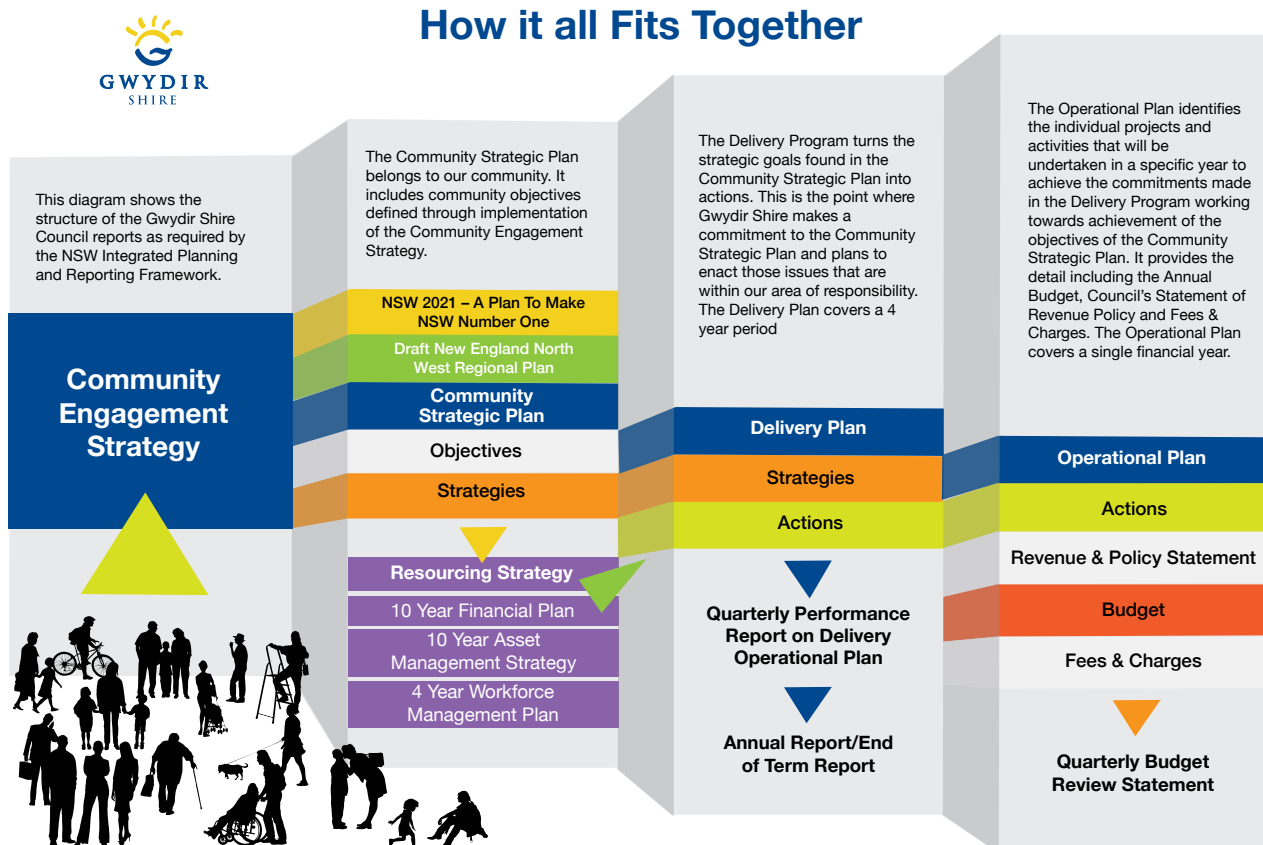
Our Planning Framework

How it all fits together

The Integrated Planning and Reporting Framework impacting all NSW Councils was introduced by the NSW State Government in 2009. The reforms replaced the former Social and Management Plan structures. All NSW Councils are required to develop a Community Strategic Plan spanning 10 years, a Delivery Program spanning the four year period of the elected Council and Operational Plans covering each financial year.

The framework allows Gwydir Shire Council to link all their plans together to get the maximum leverage by planning holistically for the future.

Gwydir Shire Council has been working within the Integrated Planning and Reporting Framework since June 2012. The essential elements of the framework, and how they fit together, are shown in the diagram below.



The Community Strategic Plan

The Community Strategic Plan is the highest level plan prepared by Gwydir Shire Council and the community. It spans a period of 10 years. This plan belongs to the community and reflects the community's main priorities and future aspirations. The Community Strategic Plan is a roadmap for the future. In addition to the community priorities it considers trends, issues and future demands.

As mentioned in the previous paragraph, the Community Strategic Plan belongs to the Gwydir Shire Community. While Gwydir Shire Council has a custodial role in initiating, preparing and maintaining the Community Strategic Plan on behalf of the Gwydir Shire Council Community, it is not wholly responsible for its implementation. The long-term objectives of the plan will require other partners, such as State and Federal agencies and community organisations.

The Community Strategic Plan is based on the social justice principles of access, equity, participation and rights. The Community Engagement Strategy has been developed and implemented based on these principles.

Our Community Vision established during the extensive community consultation process is:

Gwydir Country – A Circular Economy – Fresh Air, Innovation and Opportunity

The Community Strategic Plan as developed by the community will be implemented by the Council on behalf of the community. The plans are underpinned by the principles of social justice and are built around the five goals outlined below:



In addition to the social justice principles, the *Local Government Act* dictates that the Community Strategic Plan must address the social, environmental, economic and civic leadership considerations, which are the quadruple bottom line considerations. In addition to these four considerations, the Council has decided to add an additional consideration of governance, the goal being Organisation Management. This goal specifically applies to internal management functions that are aligned with the community aspiration of a sustainable Council.

The strategic goals included in the **Community Strategic Plan** are turned into actions in the four year **Delivery Program**. The **Operational Plan** identifies the individual projects and activities that will be undertaken in a specific financial year.



The Delivery Program

This is the point where the community aspirations are actioned. This plan is a statement of the commitment to the Gwydir Community from its newly elected Council. The creation of the Delivery Program is a statement from the elected members to their community that they will work towards the long-term goals included in the Community Strategic Plan.

The Delivery Program is a single point of reference for all principal activities that will be undertaken by the Council during their term of office.

This plan embraces all areas of Council's operations. The community goals and strategies included in the Community Strategic Plan are expanded to include actions for the four year period of the operation of the plan (2017/2021).

While the Delivery Program lists all the strategies in the Community Strategic Plan, it only focuses on those strategies and actions that can be actioned by Council. The Delivery Program features all the goals and strategies from the Community Strategic Plan; however, it does not feature actions that cannot be completed within the term of the Council.

This report should be read in conjunction with the Community Strategic Plan, Operational Plan and Resourcing Strategy. All of these documents can be found on the Gwydir Shire Council website www.gwydirshire.com

The Operational Plan 2020 - 2021 (this plan)

The Operational Plan supports the implementation of the Delivery Program and outlines in more detail the individual actions and associated activities that our Council will undertake in the 2020/2021 financial year and those following.

The Operational Plan links directly to the Community Strategic Plan, Council's Delivery Program and Resourcing Strategy. None of the plans should be read in isolation. All the plans will be able to be viewed on the Council's website www.gwydirshire.com

The Resourcing Strategy

The Resourcing Strategy is a suite of plans that ensure that Council has the necessary assets, people and money to deliver the goals in the Community Strategic Plan, and the strategies and actions included in the Delivery Program and Operational Plans. The Resourcing Strategy includes the following:

Workforce Management Plan – 4 years – 2017 – 2021

Long Term Financial Plan – 10 years – 2017 – 2027

Asset Management Plans – 10 years – 2017 – 2027

How we will report

It is important to both Council and the community that we measure and report on our progress. The plans are all interconnected. Progress toward the Operational Plan contributes to the implementation of the Delivery Program which contributes to achieving our community's goals and objectives as outlined in the Community Strategic Plan. Measures are designed to inform each other and tell a story about Council's progress towards achieving the Community Strategic Plan, both day to day and over longer periods of time. The diagram below identifies the types of reports we will provide, what we will measure and what reporting periods will be covered.



The different reports we will provide, what we will measure, and the reporting periods are outlined below:

Budget Review	Performance Report	Annual Report	End of Term Report
<ul style="list-style-type: none"> • Quarterly • Budget only 	<ul style="list-style-type: none"> • Six monthly • Reports on progress in implementing the Operational Plan projects and works through service output measures 	<ul style="list-style-type: none"> • Annually • Reports on progress in implementing the Delivery Program activities through outcome measures and operational plan projects and works • Also includes State of the Environment Report, audited financial reports and other statutory information 	<ul style="list-style-type: none"> • Four yearly in line with end of Council term • Shows progress in implementing the goals of the Community Strategic Plan during Councillors term of office

Our Assets

The total value of Gwydir Shire Council's asset inventory is just over \$417 million. This includes water, sewerage, and drainage infrastructure, roads, bridges, land, buildings, and plant and equipment. These assets combine to enhance the quality of life for our residents and those visiting Gwydir Shire Council.

Roads

The Gwydir Shire area is 9,122 square kilometres, with a comprehensive road network totaling 2,061 kilometres (not including state owned highways). Our infrastructure is comprised of:

- 1,427km of unsealed roads
- 634km of sealed roads
- 108 bridges (this includes 67 culverts that are defined as bridges)
- 13km of footpaths
- 33km of kerb and guttering
- 42km of sewerage pipes
- 79km of water pipes

Buildings and Land

Gwydir Shire Council has a total of 190 buildings recorded in our asset register. We have a wide variance of facilities under our management including:

- 14 public halls and community centres
- 19 aged care/low income units
- 10 residential houses
- 2 medical centres
- Naroo – a 36 bed aged care facility
- 3 learning region complexes – hospitality, automotive, and primary industry trade training centres
- 6 sporting facilities/indoor stadiums/showgrounds
- 2 caravan parks with 212 sites for hire
- 21 public amenities
- Over 20 parks and public reserves

Other Assets

In conjunction with the regular Council functions, we also provide services and maintenance for:

- Preschools, including the Tharawonga Mobile Preschool Unit
- Swimming pools
- Tourist Information Centres
- Toy Libraries
- Aerodromes
- Museums
- Cemeteries
- The Roxy Theatre

Asset Category	Total of At Cost
Roads Structure	140,307,235.58
Roads Surface	35,226,396.70
Unsealed Roads	42,938,243.37
Bridges	38,546,571.08
Footpaths	3,189,959.68
Kerb & Gutter	3,160,623.12
Buildings	76,518,995.57
Land	8,846,927.06
Furniture & Fittings	1,319,898.65
Office Equipment	887,486.15
Other Structures	6,444,230.28
Plant & Equipment	18,027,877.92
Pools	2,707,145.99
Water Infrastructure	23,001,008.54
Sewerage Infrastructure	12,616,775.97
Stormwater Drainage	3,921,733.53
	417,661,109.19

Proposed Borrowings

Due to the impact of COVID-19, Council has been given the opportunity to access TCorp NSW funding. As a result, during the 2020/2021 year Council will look to borrow monies from TCorp to fund identified infrastructure projects within the Shire.

Grant Funding

Stronger Country Communities Fund – Round 1

The announcement of the Stronger Country Communities funding was made early in July 2017. This funding was established by the NSW Government to help deliver local infrastructure projects to regional communities. The guidelines specifically outlined that support would be given to projects that involved building new community facilities, refurbishing existing local facilities, and enhancing local parks and the supporting facilities. The objective of the Stronger Country Communities Fund (SCCF) was to invest in infrastructure projects in regional NSW communities to improve the lives of residents and enhance the attractiveness of these areas as vibrant places to live and work.

Gwydir Shire Council was located in tranche C and the applications for projects. It was essential that the projects had significant community support and that they were for projects exceeding \$100,000. Gwydir Shire Council's allocation under this funding was for \$750,000.

Expressions of interest were invited from our community. A number of projects were received. Once the projects were submitted and costed they were subjected to a community survey administered by a consulting firm employed by the NSW Government to determine if the projects had the support of the Gwydir Community and if they met the community amenity needs.

The funding program was to be spread over the following two financial years. The table below outlines the projects and allocated funding:

Project	Amount	Completion
Warialda Memorial Hall amenities upgrade	\$325,426	Complete
Warialda Memorial Hall air conditioning		Complete
Warialda Memorial Hall kitchen		Complete
Bingara Central School C.O.L.A	\$113,734	Complete
Coolatai Sports Ground amenities	\$107,000	Complete
Bingara Swimming Pool upgrade	\$229,834	Transferred to the Big River Dreaming Splash Park Project

Stronger Country Communities Fund – Round 2

The NSW Deputy Premier, The Hon. John Barilaro MP, announced in mid-March 2018 that there was a second round of Stronger Country Communities funding. The significant difference between the two rounds of funding was that Round 2 had an increased focus on sporting infrastructure as well as the general community amenity projects that were designed to help boost the liveability of local communities. The applications were open for eight weeks and closed in May 2018.

Due to an unprecedented demand for funding in Round One the government advised that they added an additional \$100 million to the original commitment of funding and Gwydir Shire's allocation for SCCF Round 2 was \$1,551,985.00. The minimum grant amount was lowered from \$100,000 to \$50,000.

Project	Amount	Completion
Carinda Community Centre, Warialda - new kitchen and air conditioning	\$50,000	Complete
Croppa Creek Hall improvements	\$50,000	Complete
Gwydir Oval new amenities building	\$363,000	July 2020
Bingara Historical Society building	\$50,000	July 2020
Gravesend Sports Ground amenities	\$120,000	July 2020
Bingara Civic Centre redevelopment	\$500,000	Complete
Bingara Sporting Club – change rooms and air conditioning for gym	\$63,985	Complete
Warialda Showground kitchen upgrade	\$115,000	Complete
Warialda Swimming Pool improvements	\$60,000	Complete
Bingara Showground stables	\$50,000	Complete
Gwydir Shire playground improvements	\$50,000	Complete
Gwydir Oval Grandstand upgrade	\$84,538	Complete
Warialda Recreation Ground improvements	\$145,462	July 2020
Warialda Rail Sportsground improvements	\$50,000	Complete

Most of these projects have been completed in this financial year with the remaining projects to be completed in the 2020 /2021 financial year.

Stronger Country Communities Fund – Round 3

The Stronger Communities Programme supports the Australian Government’s commitment to deliver social benefits in communities across Australia.

The Stronger Country Communities Fund was established in 2017 by the NSW Government to help deliver local projects to regional communities. The objective of the fund overall is to provide projects that improve the lives of people who live in regional areas.

The NSW Deputy Premier, The Hon. John Barilaro, MP announced that Round 3 of the Stronger Country Communities program will provide an additional \$100 million for community projects in regional NSW. This includes at least \$50 million for youth-related projects.

Round 3 objectives will focus on boosting the liveability of communities in regional areas by providing new or upgraded social and sporting infrastructure or community programs that have strong local support and providing programs and infrastructure that enhance opportunities for young people to be work ready and thrive in regional NSW.

The successful applications for Round 3 of the Stronger Country Communities Funding are below and will be completed during the 2020/2021 financial year. Some of these projects may run over several years.

Project	Amount	Completion
Warialda Buildings Maintenance – CWA Hall, Catholic & Presbyterian Churches and Anglican Church Hall	\$69,039	
Crooble War Memorial Hall – Rewiring, Air Conditioning and Water Supply	\$52,713	
Nicolson Oval Warialda – Installation of Sports Field Lighting	\$414,807	
Gravesend Recreation Ground – Tennis Court Upgrade	\$60,000	
Warialda Swimming Pool	\$71,458	
Bingara Historical Society – New Building to Display and Store Artefacts	\$107,340	
Total Funding	\$775,357	

SECTION 2 – The Annual Operational Plan

Our goals, outcomes, strategies and actions for 2020/2021.

This section of this plan outlines the details of Council's 2020/2021 Operational Plan. This is the last plan in Gwydir Shire Council's suite of documents. It should be read in conjunction with the Community Strategic Plan and the Delivery Program which clearly demonstrate where the actions included in this plan have originated. The objectives included in this plan are supported by the Gwydir Shire Council 2017/2021 Resourcing Strategy.

The outcomes, strategies and actions under each of the goal areas for the 2020/2021 Financial Year are outlined below:



SOCIAL



Goal 1 - A healthy and cohesive community

Outcome 1.1 We have healthy and inviting spaces and places

Outcome 1.2 Our community is an inviting and vibrant place to live

A liveable community has pride of place, ease of access, community harmony, a mobile and healthy population that participates in community life, a feeling of safety and security, a strong vibrant cultural base and places to relax, study and play.

We have access to a range of high quality health care services. All residents are supported in living a healthy and active life through the opportunity to participate in recreation activities.

Our community is strong, safe and connected with equal access to the services and facilities that ensure a great quality of life for all ages. Community pride and a sense of belonging are fostered through having a caring and connected community, with suitable programs and activities for all ages and abilities. Our residents' lives are enriched through access to lifelong learning opportunities as well as activities and events that celebrate our culture and encourage participation.



ECONOMIC



Goal 2 - Building the business base

Outcome 2.1 Our economy is growing and supported

Outcome 2.2 We are skilled and have access to excellent educational opportunities

A productive community provides people with positive choices for investment, employment and study. An innovative, diverse and resilient economy requires collaboration between local people and other levels of government to ensure that funding for infrastructure and economic development exists to support market strength and diversity.

Our business community is prepared for future growth and challenges. We welcome new business development opportunities and work with private enterprise to establish strategic partnerships aligned to the creation of employment and industry in our community. Tourism is embraced by all facets of our community and Gwydir Shire Council is seen as a destination of choice for travellers.

Our lives are enriched through access to quality education which enables the development of a skilled workforce and the uptake of local job opportunities.



ENVIRONMENT



Goal 3 An environmentally responsible shire

Outcome 3.1 Our community understands and embraces environmental change

Outcome 3.2 We use and manage our natural resources wisely

A sustainable community is characterised by our appreciation of natural surroundings and biodiversity. This is supported by responsible planning and management practices and the lifestyle actions we agree to, to reduce our impact on the natural environment and to conserve valuable resources.

We respect and value our natural environment, understand the effects of our actions and make wise decisions to retain balance. We endeavour to use all our natural resources wisely with a view to minimising the impact on our natural environment.

We take responsibility for the management and consumption of our valuable resources and recognise the impact that our actions have both today and on future generations.



CIVIC LEADERSHIP



Goal 4 Proactive regional and local leadership

Outcome 4.1 We are an engaged and connected community

Outcome 4.2 We work together to achieve our goals

A collaborative community is informed, makes thoughtful and responsible decisions and is in a sound financial position supported by capable leaders, functional assets and efficient operations to meet the changing needs of the community.

Our thoughts and ideas are valued; we are empowered with knowledge and have the opportunity to participate. The Council provides the community with timely information about local issues and includes opportunities for the community to participate in initiatives. Community consultation continues throughout the period of the Community Strategic Plan to ensure that residents are engaged and connected.

We respect our community leaders who listen to and act on our behalf, and value our community's knowledge, experience and ideas which help us implement our vision for the future together.



GOVERNANCE

Goal 5 - Organisational management

Outcome 5.1 Corporate Management

The main objective of organisational management is to ensure maximum outputs with effective use of resources and an efficient level of productivity. Effective organisational management ensures smooth and coordinated functioning of the Council bringing additional benefit to the community, staff and Councillors.

Good corporate management is about having the right processes for making and implementing strategic decisions.



SECTION 3 - Revenue and Charging

2020/2021 Council Rates & Charges

Rates and charges are a major source of revenue for Gwydir Shire Council. The revenue is used to meet the costs of providing services to business and residents of the Shire. A number of the programs and initiatives included in Council's Delivery Program and Operational Plan are funded by the rates and charges received by the Council.

Each year the NSW Independent Pricing and Regulatory Tribunal (IPART) determines the allowable annual increase in general income for NSW Councils. This is known as rate pegging. The increase set by IPART for 2020/2021 is 2.6% and shall be applied in full.

Rates are calculated on the NSW Valuer General's assessment of the unimproved capital value of the land. The 2020/2021 rates will be calculated on the Valuer General's base date of 01 July 2019.

Ordinary General Rate Structure and Strategy

General Rates are levied using a 'rate in the dollar' (ad valorem) amount applied to each property's Land Value in addition to a base amount payable for each property. The land value information for each property is supplied by the Valuer-General. In using a base rate amount, Council can reduce the spread between the higher and lower land values and distribute the cost more evenly across the Shire. All properties in the Shire are categorised based upon the use of the land and determined as Residential, Business or Farmland.

Rates and charges are calculated as follows:

Land Value x Relevant Ad Valorem = General Rate Amount Plus Base Amount
Plus Services
Less Pension Rebate (eligibility criteria apply)
Equals Total Rates and Charges Levied

Pensioner Rebates

Rebates are available to eligible pensioners who are solely or jointly liable for the payment of rates and charges and who meet the criteria outlined by the Office of Local Government. These rebates are as follows:

- Ordinary rates and domestic waste management charge up to a \$250.00 maximum rebate.
- Up to a maximum of \$87.50 on water availability charges.
- Up to a maximum of \$87.50 on sewer availability charges.



Attachments

1. 2020/2021 Fees and Charges
2. 2020/2021 Donations
3. Statement of Revenue Policy
4. Rating Category Maps
5. 2020/2021 Budget (Attachment)

Acknowledgements


We would like to thank everyone who has contributed to the development of the Operational Plan. This document should be read in conjunction with the Community Strategic Plan which belongs to the Gwydir community, and the Delivery Program. Without your dedication, interest and commitment to this planning process, the production of this Operational Plan would not have been possible. It is an exciting time to be living and working in Gwydir Shire Council.

Contact Details

We welcome feedback on the Gwydir Shire Council Operational Plan 2020/2021. This feedback will be considered as part of our review process. Submissions should be made in writing to:

The General Manager Locked Bag 5
BINGARA NSW 2404

Email: mail@gwydir.nsw.gov.au



Gwydir Shire Council

Integrated Planning
and Reporting

**Action Report
2020 / 2021**

ACTION PLANS

1 A healthy and cohesive community

1.1 We have healthy and inviting spaces and places

1.1.1 Improve local access to health services

ACTION	RESPONSIBLE PERSON	STATUS	START DATE	END DATE	COMPLETE %
1.1.1.1 Consult with Area Health Service to ensure the Child Youth and Family Health Nurse attends monthly sessions at Bingara and Warialda Toy Libraries.	Suzanne Webber - Social Services Manager	Not Started	01-Jul-2020	30-Jun-2021	0.00%

ACTION	RESPONSIBLE PERSON	STATUS	START DATE	END DATE	COMPLETE %
1.1.1.2 Install new floor coverings at the Bingara Medical Centre	Carmen Southwell - Executive Support & Public Officer	Not Started	01-Jul-2020	30-Jun-2021	0.00%

ACTION	RESPONSIBLE PERSON	STATUS	START DATE	END DATE	COMPLETE %
1.1.1.3 Ensure that Naroo Aged Care Facility adheres to the regulated outcomes from the result of the Royal Commission into Aged Care.	Sharon Baker - Aged Care Manager	In Progress	01-Jul-2020	31-Dec-2020	50.00%

ACTION	RESPONSIBLE PERSON	STATUS	START DATE	END DATE	COMPLETE %
1.1.1.4 Review levels of staffing annually to align them with Aged Care Facility industry benchmarks - Naroo	Sharon Baker - Aged Care Manager	Not Started	01-Jul-2020	30-Jun-2021	0.00%

1.1.2 Encourage and enable healthy lifestyle choices

ACTION	RESPONSIBLE PERSON	STATUS	START DATE	END DATE	COMPLETE %
1.1.2.1 Implement Cycling without Age program - Funding to be obtained to enable implementation.	Sharon Baker - Aged Care Manager	In Progress	01-Jul-2020	30-Jun-2021	30.00%

ACTION	RESPONSIBLE PERSON	STATUS	START DATE	END DATE	COMPLETE %
1.1.2.2 Warialda and Bingara Swimming Pool Complex - enter into leases for each facility	Carmen Southwell - Executive Support & Public Officer	Not Started	01-Jul-2020	30-Jun-2021	0.00%

ACTION	RESPONSIBLE PERSON	STATUS	START DATE	END DATE	COMPLETE %
1.1.2.3 Warialda and Bingara Swimming Pool Complex - Complex Safety and Risk - Site and Operational Audits	Carmen Southwell - Executive Support & Public Officer	In Progress	01-Jul-2020	30-Jun-2021	50.00%

ACTION	RESPONSIBLE PERSON	STATUS	START DATE	END DATE	COMPLETE %
1.1.2.4 Food Inspections - Complete and Return Statutory food inspection reporting to the Food Authority by the specified due dates.	Saul Standerwick - Environment and Sustainability	Not Started	01-Jul-2020	30-Jun-2021	0.00%

ACTION	RESPONSIBLE PERSON	STATUS	START DATE	END DATE	COMPLETE %
1.1.2.5 Drought Communities Programme Rd 2 - Koorilgur Walking Trail Improvements	Jamie Wilson - Works Manager	Not Started	01-Jul-2020	30-Jun-2021	0.00%

1.1.3 Provide the right places, spaces and activities

ACTION	RESPONSIBLE PERSON	STATUS	START DATE	END DATE	COMPLETE %
1.1.3.1 Development of Dementia Friendly communities within Gwydir Shire - Ongoing Action	Sharon Baker - Aged Care Manager	Ongoing	01-Jul-2020	30-Jun-2021	-

ACTION	RESPONSIBLE PERSON	STATUS	START DATE	END DATE	COMPLETE %
1.1.3.2 Stronger Country Communities Round 2 - Croppa Creek Hall	Colin Cuell - Building Services Manager	In Progress	01-Jul-2020	30-Jun-2021	50.00%

ACTION	RESPONSIBLE PERSON	STATUS	START DATE	END DATE	COMPLETE %
1.1.3.3 Stronger Country Communities Round 2 - Gwydir Oval Amenities Building	Andrew Cooper - Town Utilities and Plant Manager	In Progress	01-Jul-2020	30-Jun-2021	60.00%

ACTION	RESPONSIBLE PERSON	STATUS	START DATE	END DATE	COMPLETE %
1.1.3.4 Stronger Country Communities Round 2 - Gravesend Sports Ground - Amenities and Tennis Court	Colin Cuell - Building Services Manager	In Progress	01-Jul-2020	30-Jun-2021	50.00%

ACTION	RESPONSIBLE PERSON	STATUS	START DATE	END DATE	COMPLETE %
1.1.3.5 Big River Dreaming - Bingara Swimming Centre / Splash Park - Complete project on time and within budget.	Carmen Southwell - Executive Support & Public Officer	Not Started	01-Jul-2020	01-Jul-2021	0.00%

ACTION	RESPONSIBLE PERSON	STATUS	START DATE	END DATE	COMPLETE %
1.1.3.6 Big River Dreaming - Wellness and Interpretive Centre	Colin Cuell - Building Services Manager	In Progress	01-Jul-2018	30-Jun-2021	10.00%

ACTION	RESPONSIBLE PERSON	STATUS	START DATE	END DATE	COMPLETE %
1.1.3.7 Big River Dreaming - Rest Stops - Ensure project is completed on time and within budget	Carmen Southwell - Executive Support & Public Officer	In Progress	01-Jul-2020	01-Jul-2021	30.00%

ACTION	RESPONSIBLE PERSON	STATUS	START DATE	END DATE	COMPLETE %
1.1.3.8 Street Trees - New and replacements	Andrew Cooper - Town Utilities and Plant Manager	Not Started	01-Jul-2020	30-Jun-2021	0.00%

ACTION	RESPONSIBLE PERSON	STATUS	START DATE	END DATE	COMPLETE %
1.1.3.9 Run holiday programs alternately in Bingara and Warialda for one week during each holiday period in line with community expectations.	Suzanne Webber - Social Services Manager	Not Started	01-Jul-2020	30-Jun-2021	0.00%

ACTION	RESPONSIBLE PERSON	STATUS	START DATE	END DATE	COMPLETE %
1.1.3.10 Conduct the youth Exchange program with students from Gwydir Shire and Willoughby Shire each year	Suzanne Webber - Social Services Manager	Not Started	01-Jul-2020	30-Jun-2021	0.00%

ACTION	RESPONSIBLE PERSON	STATUS	START DATE	END DATE	COMPLETE %
1.1.3.11 Source funding for outside play equipment at Warialda Toy Library to enable an extension of the services provided	Suzanne Webber - Social Services Manager	Not Started	01-Jul-2020	30-Jun-2021	0.00%

ACTION	RESPONSIBLE PERSON	STATUS	START DATE	END DATE	COMPLETE %
1.1.3.14 Development and Implementation of Positive Ageing Strategy	Sharon Baker - Aged Care Manager	Not Started	01-Jul-2020	30-Jun-2021	0.00%

ACTION	RESPONSIBLE PERSON	STATUS	START DATE	END DATE	COMPLETE %
1.1.3.15 Big River Dreaming - Bingara Swimming Centre - Activity Centre - Ensure project is completed on time and within budget	Carmen Southwell - Executive Support & Public Officer	Not Started	01-Jul-2020	30-Jun-2021	0.00%

ACTION	RESPONSIBLE PERSON	STATUS	START DATE	END DATE	COMPLETE %
1.1.3.16 Stronger Country Communities - Round 2 - Warialda Recreation Ground - Bar/BBQ Facility and Function Room	Colin Cuell - Building Services Manager	Not Started	01-Jul-2020	30-Jun-2021	0.00%

ACTION	RESPONSIBLE PERSON	STATUS	START DATE	END DATE	COMPLETE %
1.1.3.17 Stronger Country Communities - Round 3 - Nicholson Oval Warialda - Sports Field Lighting Installation	Carl Tooley - WHS & Risk Officer	Not Started	01-Jul-2020	30-Jun-2021	0.00%

ACTION	RESPONSIBLE PERSON	STATUS	START DATE	END DATE	COMPLETE %
1.1.3.18 Stronger Country Communities - Round 3 - Warialda Swimming Pool Complex - Amenities Upgrade	Carmen Southwell - Executive Support & Public Officer	Not Started	01-Jul-2020	30-Jun-2021	0.00%

ACTION	RESPONSIBLE PERSON	STATUS	START DATE	END DATE	COMPLETE %
1.1.3.19 Stronger Country Communities - Round 3 - Warialda Building Maintenance - CWA Hall, Catholic, Presbyterian & Anglican church Hall	Colin Cuell - Building Services Manager	Not Started	01-Jul-2020	30-Jun-2021	0.00%

ACTION	RESPONSIBLE PERSON	STATUS	START DATE	END DATE	COMPLETE %
1.1.3.20 Stronger Country Communities - Round 3 - Bingara Historical Society - Additional display & storage areas	Carmen Southwell - Executive Support & Public Officer	Not Started	01-Jul-2020	30-Jun-2021	0.00%

ACTION	RESPONSIBLE PERSON	STATUS	START DATE	END DATE	COMPLETE %
1.1.3.21 Stronger Country Communities - Round 3 - Crooble War Memorial Hall Upgrade	Colin Cuell - Building Services Manager	Not Started	01-Jul-2020	30-Jun-2021	0.00%

ACTION	RESPONSIBLE PERSON	STATUS	START DATE	END DATE	COMPLETE %
1.1.3.22 State Drought Support Program - Warialda Golf & Bowling Club upgrades and installation of secure kids play area	Colin Cuell - Building Services Manager	Not Started	01-Jul-2020	30-Jun-2021	0.00%

ACTION	RESPONSIBLE PERSON	STATUS	START DATE	END DATE	COMPLETE %
1.1.3.23 Big River Dreaming - River access point (Pontoon)	Andrew Cooper - Town Utilities and Plant Manager	Not Started	01-Jul-2020	30-Jun-2021	0.00%

ACTION	RESPONSIBLE PERSON	STATUS	START DATE	END DATE	COMPLETE %
1.1.3.24 Drought Communities Programme Rd 2 - Streetscaping in Bingara and Warialda	Andrew Cooper - Town Utilities and Plant Manager	Not Started	01-Jul-2020	30-Jun-2021	0.00%

ACTION	RESPONSIBLE PERSON	STATUS	START DATE	END DATE	COMPLETE %
1.1.3.25 Drought Communities Programme Rd 2 - Conversion of 47 Hope Street Warialda to a Youth Hub	Suzanne Webber - Social Services Manager	Not Started	01-Jul-2020	30-Jun-2021	0.00%

1.2 Our Community Is An Inviting And Vibrant Place To Live

1.2.1 Enable accessible and affordable lifestyle options

ACTION	RESPONSIBLE PERSON	STATUS	START DATE	END DATE	COMPLETE %
1.2.1.1 Investigate possibility of development of Aged Care units incorporating Respite accommodation for Aged Care and Disabilities	Sharon Baker - Aged Care Manager	Not Started	01-Jul-2020	30-Jun-2021	0.00%

ACTION	RESPONSIBLE PERSON	STATUS	START DATE	END DATE	COMPLETE %
1.2.1.2 Source funding for implementation of Long Day Care Services in Bingara and Warialda	Suzanne Webber - Social Services Manager	Not Started	01-Jul-2020	30-Jun-2021	0.00%

ACTION	RESPONSIBLE PERSON	STATUS	START DATE	END DATE	COMPLETE %
1.2.1.3 Prepare a local housing market study	Patsy Cox - Development and Environmental Services Administration Officer	Not Started	01-Jul-2020	30-Jun-2021	0.00%

ACTION	RESPONSIBLE PERSON	STATUS	START DATE	END DATE	COMPLETE %
1.2.1.4 Investigate the possibility of development of Aged Care units, incorporating Respite accommodation for Aged Care and Disabilities.	Sharon Baker - Aged Care Manager	In Progress	01-Jul-2020	30-Jun-2021	10.00%

1.2.2 A shared responsibility for community safety

ACTION	RESPONSIBLE PERSON	STATUS	START DATE	END DATE	COMPLETE %
1.2.2.1 Ensure implementation and Continued monitoring of Council Landfill Security	Saul Standerwick - Environment and Sustainability	Not Started	01-Jul-2020	30-Jun-2021	0.00%

1.2.3 Celebrate our creativity and cultural expression

ACTION	RESPONSIBLE PERSON	STATUS	START DATE	END DATE	COMPLETE %
1.2.3.1 Annual promotion and facilitation of 'International Day of People with Disabilities'. http://www.idpwd.com.au/ - This is an ongoing Action	Sharon Baker - Aged Care Manager	Not Started	01-Jul-2020	30-Jun-2021	0.00%

ACTION	RESPONSIBLE PERSON	STATUS	START DATE	END DATE	COMPLETE %
1.2.3.2 Host annual welcome evenings for new residents	Georgia Standerwick - Economic Development Officer	In Progress	01-Jul-2020	30-Jun-2021	10.00%

2 Building the business base

2.1 Our Economy Is Growing And Supported

2.1.1 Plan for and develop the right assets and infrastructure

ACTION	RESPONSIBLE PERSON	STATUS	START DATE	END DATE	COMPLETE %
2.1.1.1 R2R - Resheeting - Caroda Road - SR30	Alexander Eddy - Manager Engineering Services	Not Started	01-Jul-2020	30-Jun-2021	0.00%

ACTION	RESPONSIBLE PERSON	STATUS	START DATE	END DATE	COMPLETE %
2.1.1.2 SR23 - Internal - Resheeting - Wearnes Road	Alexander Eddy - Manager Engineering Services	Not Started	01-Jul-2020	30-Jun-2021	0.00%

ACTION	RESPONSIBLE PERSON	STATUS	START DATE	END DATE	COMPLETE %
2.1.1.3 Internal - Rehab Program - Warialda High Productivity Vehicle Route	Alexander Eddy - Manager Engineering Services	Not Started	01-Jul-2020	30-Jun-2021	0.00%

ACTION	RESPONSIBLE PERSON	STATUS	START DATE	END DATE	COMPLETE %
2.1.1.4 Internal - Rehab Program - Warialda High Productivity Vehicle Route - Truck Wash	Alexander Eddy - Manager Engineering Services	Not Started	01-Jul-2020	30-Jun-2021	0.00%

ACTION	RESPONSIBLE PERSON	STATUS	START DATE	END DATE	COMPLETE %
2.1.1.5 Generator has been discussed at committee meetings and documented on minutes. Aged Care Manager to complete a business case. This issue has been raised with council.	Sharon Baker - Aged Care Manager	Not Started	01-Jul-2020	30-Jun-2021	0.00%

ACTION	RESPONSIBLE PERSON	STATUS	START DATE	END DATE	COMPLETE %
2.1.1.6 Water Meter replacements - replace 100 water meters per year (ongoing action)	Andrew Cooper - Town Utilities and Plant Manager	Not Started	01-Jul-2020	30-Jun-2021	0.00%

ACTION	RESPONSIBLE PERSON	STATUS	START DATE	END DATE	COMPLETE %
2.1.1.7 Mains replacement - Long St (Riddell to West Street)	Andrew Cooper - Town Utilities and Plant Manager	Not Started	01-Jul-2020	30-Jun-2021	0.00%

ACTION	RESPONSIBLE PERSON	STATUS	START DATE	END DATE	COMPLETE %
2.1.1.8 Mains replacement - Holden Street (Hope to Geddes)	Andrew Cooper - Town Utilities and Plant Manager	Not Started	01-Jul-2020	30-Jun-2021	0.00%

ACTION	RESPONSIBLE PERSON	STATUS	START DATE	END DATE	COMPLETE %
2.1.1.9 Mains replacement - Market Street (Hope to Geddes)	Andrew Cooper - Town Utilities and Plant Manager	Not Started	01-Jul-2020	30-Jun-2021	0.00%

ACTION	RESPONSIBLE PERSON	STATUS	START DATE	END DATE	COMPLETE %
2.1.1.10 Mains replacement - West Street (Heber to Cunningham)	Andrew Cooper - Town Utilities and Plant Manager	Not Started	01-Jul-2020	30-Jun-2021	0.00%

ACTION	RESPONSIBLE PERSON	STATUS	START DATE	END DATE	COMPLETE %
2.1.1.13 Mains replacement - Copeton Road (Borah Road to pool)	Andrew Cooper - Town Utilities and Plant Manager	Not Started	01-Jul-2020	30-Jun-2021	0.00%

ACTION	RESPONSIBLE PERSON	STATUS	START DATE	END DATE	COMPLETE %
2.1.1.15 Bingara Water Treatment Plant - Solar	Andrew Cooper - Town Utilities and Plant Manager	In Progress	01-Jul-2020	30-Jun-2021	20.00%

ACTION	RESPONSIBLE PERSON	STATUS	START DATE	END DATE	COMPLETE %
2.1.1.16 Gravesend Reservoir	Andrew Cooper - Town Utilities and Plant Manager	In Progress	01-Jul-2020	30-Jun-2021	10.00%

ACTION	RESPONSIBLE PERSON	STATUS	START DATE	END DATE	COMPLETE %
2.1.1.17 Water main extension to Warialda Landfill	Andrew Cooper - Town Utilities and Plant Manager	Not Started	01-Jul-2020	30-Jun-2021	0.00%

ACTION	RESPONSIBLE PERSON	STATUS	START DATE	END DATE	COMPLETE %
2.1.1.18 Stage 1 North Bingara sewer extension	Andrew Cooper - Town Utilities and Plant Manager	In Progress	01-Jul-2020	30-Jun-2021	5.00%

ACTION	RESPONSIBLE PERSON	STATUS	START DATE	END DATE	COMPLETE %
2.1.1.19 Stage 2 North Bingara sewer extension	Andrew Cooper - Town Utilities and Plant Manager	Not Started	01-Jul-2020	30-Jun-2021	0.00%

ACTION	RESPONSIBLE PERSON	STATUS	START DATE	END DATE	COMPLETE %
2.1.1.21 Renewals - telemetry and technology upgrades	Andrew Cooper - Town Utilities and Plant Manager	Not Started	01-Jul-2020	30-Jun-2021	0.00%

ACTION	RESPONSIBLE PERSON	STATUS	START DATE	END DATE	COMPLETE %
2.1.1.22 Renewals - mains relining/replacement	Andrew Cooper - Town Utilities and Plant Manager	Not Started	01-Jul-2020	30-Jun-2021	0.00%

ACTION	RESPONSIBLE PERSON	STATUS	START DATE	END DATE	COMPLETE %
2.1.1.23 Heavy Plant Replacement Program	Andrew Cooper - Town Utilities and Plant Manager	Not Started	01-Jul-2020	30-Jun-2021	0.00%

ACTION	RESPONSIBLE PERSON	STATUS	START DATE	END DATE	COMPLETE %
2.1.1.24 Light Plant Replacement Program	Andrew Cooper - Town Utilities and Plant Manager	Not Started	01-Jul-2020	30-Jun-2021	0.00%

ACTION	RESPONSIBLE PERSON	STATUS	START DATE	END DATE	COMPLETE %
2.1.1.25 Warialda and Bingara Doctors Accommodation - Ensure that visiting doctor(s) have appropriate accommodation* when required,	Carmen Southwell - Executive Support & Public Officer	Not Started	01-Jul-2020	30-Jun-2021	0.00%

ACTION	RESPONSIBLE PERSON	STATUS	START DATE	END DATE	COMPLETE %
2.1.1.26 Warialda Medical Centre - Community Project - Internal Works - Ensure project is completed on time and within budget **(Project will only commence if external funding can be obtained).**	Carmen Southwell - Executive Support & Public Officer	Not Started	01-Jul-2020	30-Jun-2021	0.00%

ACTION	RESPONSIBLE PERSON	STATUS	START DATE	END DATE	COMPLETE %
2.1.1.27 Refurbishment of Kitchen facility at Naroo Aged Care Facility - Aged Care Regional, Rural and Remote Infrastructure Grant ACRRRIG Program	Sharon Baker - Aged Care Manager	Not Started	01-Jul-2020	30-Jun-2021	0.00%

ACTION	RESPONSIBLE PERSON	STATUS	START DATE	END DATE	COMPLETE %
2.1.1.28 SR38 - Resheeting - Adam Scrub Road	Alexander Eddy - Manager Engineering Services	Not Started	01-Jul-2020	30-Jun-2021	0.00%

ACTION	RESPONSIBLE PERSON	STATUS	START DATE	END DATE	COMPLETE %
2.1.1.29 SR215 - Resheeting - Nooroo Road	Alexander Eddy - Manager Engineering Services	Not Started	01-Jul-2020	30-Jun-2021	0.00%

ACTION	RESPONSIBLE PERSON	STATUS	START DATE	END DATE	COMPLETE %
2.1.1.30 SR215 - Resheeting - Lewis Road	Alexander Eddy - Manager Engineering Services	Not Started	01-Jul-2020	30-Jun-2021	0.00%

ACTION	RESPONSIBLE PERSON	STATUS	START DATE	END DATE	COMPLETE %
2.1.1.31 SR57 - Resheeting - Currangandi Road	Alexander Eddy - Manager Engineering Services	Not Started	01-Jul-2020	30-Jun-2021	0.00%

ACTION	RESPONSIBLE PERSON	STATUS	START DATE	END DATE	COMPLETE %
2.1.1.32 SR45 - Resheeting - Bereen Road	Alexander Eddy - Manager Engineering Services	Not Started	01-Jul-2020	30-Jun-2021	0.00%

ACTION	RESPONSIBLE PERSON	STATUS	START DATE	END DATE	COMPLETE %
2.1.1.33 SR13 - Resheeting - Oregon Road - End of Bitumen	Alexander Eddy - Manager Engineering Services	Not Started	01-Jul-2020	30-Jun-2021	0.00%

ACTION	RESPONSIBLE PERSON	STATUS	START DATE	END DATE	COMPLETE %
2.1.1.34 SR41 - Resheeting - County Boundary Road - Moree Plains Boundary	Alexander Eddy - Manager Engineering Services	Not Started	01-Jul-2020	30-Jun-2021	0.00%

ACTION	RESPONSIBLE PERSON	STATUS	START DATE	END DATE	COMPLETE %
2.1.1.35 SR33 - Resheeting - Forest Creek Road -	Alexander Eddy - Manager Engineering Services	Not Started	01-Jul-2020	30-Jun-2021	0.00%

ACTION	RESPONSIBLE PERSON	STATUS	START DATE	END DATE	COMPLETE %
2.1.1.36 SR42 - Resheeting - Mungle Road	Alexander Eddy - Manager Engineering Services	Not Started	01-Jul-2020	30-Jun-2021	0.00%

ACTION	RESPONSIBLE PERSON	STATUS	START DATE	END DATE	COMPLETE %
2.1.1.37 SR43 - Resheeting - Buckie Road	Alexander Eddy - Manager Engineering Services	Not Started	01-Jul-2020	30-Jun-2021	0.00%

ACTION	RESPONSIBLE PERSON	STATUS	START DATE	END DATE	COMPLETE %
2.1.1.38 SR40 - Resheeting - Blue Nobby Road	Alexander Eddy - Manager Engineering Services	Not Started	01-Jul-2020	30-Jun-2021	0.00%

ACTION	RESPONSIBLE PERSON	STATUS	START DATE	END DATE	COMPLETE %
2.1.1.39 Bingara and Warialda Caravan Parks - Sell standard cabins at both parks that are no longer part of Council's vision for both Caravan parks	Carmen Southwell - Executive Support & Public Officer	Not Started	01-Jul-2020	30-Jun-2021	0.00%

ACTION	RESPONSIBLE PERSON	STATUS	START DATE	END DATE	COMPLETE %
2.1.1.40 Gravesend Water Quality Investigation - \$58,000 grant received through Safe & Secure Water Program	Andrew Cooper - Town Utilities and Plant Manager	In Progress	01-Jul-2020	31-Aug-2020	60.00%

ACTION	RESPONSIBLE PERSON	STATUS	START DATE	END DATE	COMPLETE %
2.1.1.41 Automation and Telemetry Audit and Report - Funding has been received from Safe & Secure Water Program	Andrew Cooper - Town Utilities and Plant Manager	In Progress	01-Jul-2020	31-Dec-2020	50.00%

ACTION	RESPONSIBLE PERSON	STATUS	START DATE	END DATE	COMPLETE %
2.1.1.42 Bingara Showground Ring - Lighting Upgrade	Andrew Cooper - Town Utilities and Plant Manager	Not Started	01-Jul-2020	30-Jun-2021	0.00%

ACTION	RESPONSIBLE PERSON	STATUS	START DATE	END DATE	COMPLETE %
2.1.1.43 Bingara Showground - Phase 2 Stimulus Projects	Andrew Cooper - Town Utilities and Plant Manager	Not Started	01-Jul-2020	30-Jun-2021	0.00%

ACTION	RESPONSIBLE PERSON	STATUS	START DATE	END DATE	COMPLETE %
2.1.1.44 Drought Communities Programme Rd 2 - Water Augmentation for Sporting Facilities at Upper Horton	Andrew Cooper - Town Utilities and Plant Manager	Not Started	01-Jul-2020	30-Jun-2021	0.00%

ACTION	RESPONSIBLE PERSON	STATUS	START DATE	END DATE	COMPLETE %
2.1.1.45 Gwydir Oval Lighting upgrade	Justin Hellmuth – Information Services	Not Started	01-Jul-2020	30-Jun-2021	0.00%

2.1.3 Promote our community as the place to visit, live, work and invest

ACTION	RESPONSIBLE PERSON	STATUS	START DATE	END DATE	COMPLETE %
2.1.3.1 Provide a report to Council and Exec on the outcomes of implementation of the new Jobs for Families Legislation and the effects on the service.	Suzanne Webber - Social Services Manager	Not Started	01-Jul-2020	30-Jun-2021	0.00%

ACTION	RESPONSIBLE PERSON	STATUS	START DATE	END DATE	COMPLETE %
2.1.3.2 Undertake an audit of Tourism Signage throughout the whole of the Gwydir Shire.	Georgia Standerwick - Economic Development Officer	In Progress	01-Jul-2020	30-Jun-2021	1.00%

ACTION	RESPONSIBLE PERSON	STATUS	START DATE	END DATE	COMPLETE %
2.1.3.3 Undertake investigation into options designed to modernise the Bingara VIC in keeping with the historical building.	Georgia Standerwick - Economic Development Officer	Not Started	01-Jul-2019	30-Jun-2021	51.00%

ACTION	RESPONSIBLE PERSON	STATUS	START DATE	END DATE	COMPLETE %
2.1.3.4 Develop a toolkit for new and existing businesses	Georgia Standerwick - Economic Development Officer	Not Started	01-Jul-2020	30-Jun-2021	0.00%

ACTION	RESPONSIBLE PERSON	STATUS	START DATE	END DATE	COMPLETE %
2.1.3.5 Undertake an audit of existing town and village event facilities	Georgia Standerwick - Economic Development Officer	In Progress	01-Jul-2020	30-Jun-2021	51.00%

ACTION	RESPONSIBLE PERSON	STATUS	START DATE	END DATE	COMPLETE %
2.1.3.6 Add attractions to State Tourism Data Warehouse	Georgia Standerwick - Economic Development Officer	Ongoing	01-Jul-2020	30-Jun-2021	-

ACTION	RESPONSIBLE PERSON	STATUS	START DATE	END DATE	COMPLETE %
2.1.3.7 Development of Fossicking Areas within Gwydir Shire Council to include interpretive signage and to grade area to turnover soil.	Georgia Standerwick - Economic Development Officer	Not Started	01-Jul-2020	30-Jun-2021	0.00%

ACTION	RESPONSIBLE PERSON	STATUS	START DATE	END DATE	COMPLETE %
2.1.3.8 Development of shire wide bird routes brochure	Georgia Standerwick - Economic Development Officer	Not Started	01-Jul-2020	30-Jun-2021	53.00%

ACTION	RESPONSIBLE PERSON	STATUS	START DATE	END DATE	COMPLETE %
2.1.3.9 Develop Rocky Creek Glacial area	Georgia Standerwick - Economic Development Officer	In Progress	01-Jul-2020	30-Jun-2021	10.00%

ACTION	RESPONSIBLE PERSON	STATUS	START DATE	END DATE	COMPLETE %
2.1.3.10 Update Gwydir Websites	Georgia Standerwick - Economic Development Officer	In Progress	01-Jul-2020	30-Jun-2021	49.00%

ACTION	RESPONSIBLE PERSON	STATUS	START DATE	END DATE	COMPLETE %
2.1.3.11 Implement SMS system	Georgia Standerwick - Economic Development Officer	In Progress	01-Jul-2020	30-Jun-2021	15.00%

ACTION	RESPONSIBLE PERSON	STATUS	START DATE	END DATE	COMPLETE %
2.1.3.12 Warialda Honey Festival 2020/2021	Georgia Standerwick - Economic Development Officer	Not Started	01-Jul-2020	30-Jun-2021	54.00%

ACTION	RESPONSIBLE PERSON	STATUS	START DATE	END DATE	COMPLETE %
2.1.3.13 Plan and coordinate Bingara Happy Days Orange Festival for 2020/2021	Georgia Standerwick - Economic Development Officer	Ongoing	01-Jul-2020	30-Jun-2021	-

ACTION	RESPONSIBLE PERSON	STATUS	START DATE	END DATE	COMPLETE %
2.1.3.14 Gwydir Business Awards for 2020	Georgia Standerwick - Economic Development Officer	Ongoing	01-Jul-2020	30-Jun-2021	-

ACTION	RESPONSIBLE PERSON	STATUS	START DATE	END DATE	COMPLETE %
2.1.3.15 Revamp Bingara Cycle Tracks brochure	Georgia Standerwick - Economic Development Officer	In Progress	01-Jul-2020	31-Jul-2021	10.00%

ACTION	RESPONSIBLE PERSON	STATUS	START DATE	END DATE	COMPLETE %
2.1.3.16 Commission mural for the Warialda Pool Wall	Georgia Standerwick - Economic Development Officer	Not Started	01-Jul-2020	30-Jun-2021	0.00%

3 An Environmentally Responsible Shire

3.1 Our Community Understands And Embraces Environmental Change

3.1.1 Encourage respectful planning, balanced growth and good design

ACTION	RESPONSIBLE PERSON	STATUS	START DATE	END DATE	COMPLETE %
3.1.1.1 Develop draft DCP based on the new incoming Dept of Planning NSW standard format including report to Council and Community Consultation	Patsy Cox - Development and Environmental Services Administration Officer	Not Started	01-Jul-2020	30-Jun-2021	0.00%

ACTION	RESPONSIBLE PERSON	STATUS	START DATE	END DATE	COMPLETE %
3.1.1.2 Local Environment Plan review to be completed and implemented	Patsy Cox - Development and Environmental Services Administration Officer	Not Started	01-Jul-2020	30-Jun-2021	0.00%

ACTION	RESPONSIBLE PERSON	STATUS	START DATE	END DATE	COMPLETE %
3.1.1.3 Community Participation Plan to be drafted, approved and implemented	Patsy Cox - Development and Environmental Services Administration Officer	Not Started	01-Jul-2020	30-Jun-2021	0.00%

ACTION	RESPONSIBLE PERSON	STATUS	START DATE	END DATE	COMPLETE %
3.1.1.4 Incorporate Vegetation Clearing Plan as a part of the Development Control Plan (DCP)	Patsy Cox - Development and Environmental Services Administration Officer	Not Started	01-Jul-2020	30-Jun-2021	0.00%

ACTION	RESPONSIBLE PERSON	STATUS	START DATE	END DATE	COMPLETE %
3.1.1.5 Use urban design guidelines to develop a Development Control Plan to retain the character of Shire towns.	Patsy Cox - Development and Environmental Services Administration Officer	Not Started	01-Jul-2020	30-Jun-2021	0.00%

3.1.3 Value, protect and enhance our natural environment

ACTION	RESPONSIBLE PERSON	STATUS	START DATE	END DATE	COMPLETE %
3.1.3.1 Report Council weed activity to Regional weeds Funding Body in a timely manner	Saul Standerwick - Environment and Sustainability	Not Started	01-Jul-2020	30-Jun-2021	0.00%

ACTION	RESPONSIBLE PERSON	STATUS	START DATE	END DATE	COMPLETE %
3.1.3.2 Gwydir River Foreshore - Management Action Plan	Saul Standerwick - Environment and Sustainability	Not Started	01-Jul-2020	30-Jun-2021	0.00%

ACTION	RESPONSIBLE PERSON	STATUS	START DATE	END DATE	COMPLETE %
3.1.3.3 Gwydir River Foreshore - Management Action Plan - Environmental Management Plan	Saul Standerwick - Environment and Sustainability	Not Started	01-Jul-2020	30-Jun-2021	0.00%

ACTION	RESPONSIBLE PERSON	STATUS	START DATE	END DATE	COMPLETE %
3.1.3.4 Gwydir River Foreshore - Management Action Plan - Effective Communication strategies to be implemented	Saul Standerwick - Environment and Sustainability	In Progress	01-Jul-2020	30-Jun-2021	10.00%

ACTION	RESPONSIBLE PERSON	STATUS	START DATE	END DATE	COMPLETE %
3.1.3.5 Gwydir River Foreshore - Management Action Plan - Identify and Implement items and areas of significance by introducing interpretive walkways	Saul Standerwick - Environment and Sustainability	Not Started	01-Jul-2020	30-Jun-2021	0.00%

ACTION	RESPONSIBLE PERSON	STATUS	START DATE	END DATE	COMPLETE %
3.1.3.6 Gwydir River Foreshore - Management Action Plan - Installation of shaded seating	Saul Standerwick - Environment and Sustainability	Not Started	01-Jul-2020	30-Jun-2021	0.00%

3.2 We Use & Manage Our Natural Resources Wisely

3.2.1 Develop a clean energy future

ACTION	RESPONSIBLE PERSON	STATUS	START DATE	END DATE	COMPLETE %
3.2.1.1 Finalise the development application for the Warialda greenhouse project	Maxwell Eastcott - General Manager	In Progress	01-Jul-2020	30-Jun-2021	10.00%

3.2.3 Reduce, reuse and recover waste

ACTION	RESPONSIBLE PERSON	STATUS	START DATE	END DATE	COMPLETE %
3.2.3.1 Implement Gwydir Shire Council's Waste Management Strategy	Saul Standerwick - Environment and Sustainability	Not Started	01-Jul-2020	30-Jun-2021	0.00%

ACTION	RESPONSIBLE PERSON	STATUS	START DATE	END DATE	COMPLETE %
3.2.3.2 Ensure statutory waste reporting to the Environmental Protection Agency is completed on time and within guidelines.	Saul Standerwick - Environment and Sustainability	Not Started	01-Jul-2019	30-Jun-2021	0.00%

4 Proactive Regional and Local Leadership

4.1 We Are An Engaged & Connected Community

4.1.1 Encourage an informed community

ACTION	RESPONSIBLE PERSON	STATUS	START DATE	END DATE	COMPLETE %
4.1.1.1 Develop a Gwydir Shire Council communications plan	Georgia Standerwick - Economic Development Officer	Not Started	01-Jul-2020	30-Jun-2021	0.00%

4.1.2 Enable broad, rich and meaningful engagement to occur

ACTION	RESPONSIBLE PERSON	STATUS	START DATE	END DATE	COMPLETE %
4.1.2.1 A review of the effectiveness of communication channels used throughout Gwydir Shire to the wider community. And improvements on how Gwydir Shire communicate events and happening within our Community	Georgia Standerwick - Economic Development Officer	Not Started	01-Jul-2020	30-Jun-2021	0.00%

4.2 We Work Together To Achieve Our Goals

4.2.1 Build strong relationships and shared responsibilities

ACTION	RESPONSIBLE PERSON	STATUS	START DATE	END DATE	COMPLETE %
4.2.1.1 Continue to support the Friends of Myall Creek Committee by attending at least 3 meetings during the reporting period	Carmen Southwell - Executive Support & Public Officer	Not Started	01-Jul-2020	30-Jun-2021	0.00%

5 Organisational Management

5.1 Corporate Management

5.1.1 Financial management and accountability systems

ACTION	RESPONSIBLE PERSON	STATUS	START DATE	END DATE	COMPLETE %
5.1.1.1 LCR - Complete and lodge Local Priority Funding Acquittal to NSW State Library by the due dates	Georgia Standerwick - Economic Development Officer	Not Started	01-Jul-2020	30-Jun-2021	0.00%

ACTION	RESPONSIBLE PERSON	STATUS	START DATE	END DATE	COMPLETE %
5.1.1.2 LCR - Complete and lodge Financial Accountability Report in a timely manner	Sharon Baker - Aged Care Manager	Not Started	01-Jul-2020	30-Jun-2021	0.00%

ACTION	RESPONSIBLE PERSON	STATUS	START DATE	END DATE	COMPLETE %
5.1.1.3 LCR - Complete and return Statutory waste reporting to the Environmental Protection Agency by the due dates	Saul Standerwick - Environment and Sustainability	Not Started	01-Jul-2020	30-Jun-2021	0.00%

ACTION	RESPONSIBLE PERSON	STATUS	START DATE	END DATE	COMPLETE %
5.1.1.4 LCR - Completion of Annual Financial Statements	Helen Thomas - Finance Manager	Not Started	01-Jul-2020	30-Jun-2021	0.00%

ACTION	RESPONSIBLE PERSON	STATUS	START DATE	END DATE	COMPLETE %
5.1.1.5 LCR - Complete and lodge State of the Environment Report by the due date	Saul Standerwick - Environment and Sustainability	Not Started	01-Jul-2020	30-Jun-2021	0.00%

ACTION	RESPONSIBLE PERSON	STATUS	START DATE	END DATE	COMPLETE %
5.1.1.6 LCR - Complete and lodge Annual Compliance Return in a timely manner	Sharon Baker - Aged Care Manager	Not Started	01-Jul-2017	30-Jun-2021	0.00%

ACTION	RESPONSIBLE PERSON	STATUS	START DATE	END DATE	COMPLETE %
5.1.1.7 LCR - Complete and lodge Annual Output Variation Report in a timely manner.	Sharon Baker - Aged Care Manager	Not Started	01-Jul-2020	30-Jun-2021	0.00%

ACTION	RESPONSIBLE PERSON	STATUS	START DATE	END DATE	COMPLETE %
5.1.1.8 LCR - Complete and lodge NSW Rural Fire Service - Hazard Reduction Claim in a timely manner	Alexander Eddy - Manager Engineering Services	Not Started	01-Jul-2020	30-Jun-2021	0.00%

ACTION	RESPONSIBLE PERSON	STATUS	START DATE	END DATE	COMPLETE %
5.1.1.9 LCR - Year End Audit - Audit Office	Helen Thomas - Finance Manager	Not Started	01-Jul-2020	30-Jun-2021	0.00%

ACTION	RESPONSIBLE PERSON	STATUS	START DATE	END DATE	COMPLETE %
5.1.1.10 Complete Quarterly Budget Review on time each quarter	Helen Thomas - Finance Manager	Not Started	01-Jul-2020	30-Jun-2021	0.00%

ACTION	RESPONSIBLE PERSON	STATUS	START DATE	END DATE	COMPLETE %
5.1.1.11 LCR - Annual Statements - Pensioner Rebate - Complete on time and within guidelines	Helen Thomas - Finance Manager	Not Started	01-Jul-2020	30-Jun-2021	0.00%

ACTION	RESPONSIBLE PERSON	STATUS	START DATE	END DATE	COMPLETE %
5.1.1.12 Annual Statements - CHSP Commonwealth Grant Funding - complete on time and within guidelines.	Helen Thomas - Finance Manager	Not Started	01-Jul-2020	30-Jun-2021	0.00%

ACTION	RESPONSIBLE PERSON	STATUS	START DATE	END DATE	COMPLETE %
5.1.1.13 LCR - Annual Statements - Roads to Recovery - Complete on time and within reporting guidelines	Helen Thomas - Finance Manager	Not Started	01-Jul-2020	30-Jun-2021	0.00%

ACTION	RESPONSIBLE PERSON	STATUS	START DATE	END DATE	COMPLETE %
5.1.1.14 LCR - Annual Statements - Tharawonga - Complete on time and within reporting guidelines	Helen Thomas - Finance Manager	Not Started	01-Jul-2020	30-Jun-2021	0.00%

ACTION	RESPONSIBLE PERSON	STATUS	START DATE	END DATE	COMPLETE %
5.1.1.15 LCR - Annual Statements - Annual Prudential Compliance Statement - Complete on time and within reporting guidelines	Helen Thomas - Finance Manager	Not Started	01-Jul-2020	30-Jun-2021	0.00%

ACTION	RESPONSIBLE PERSON	STATUS	START DATE	END DATE	COMPLETE %
5.1.1.16 Complete Rates pension rebate claim in a timely manner and within guidelines	Helen Thomas - Finance Manager	Not Started	01-Jul-2020	30-Jun-2021	0.00%

ACTION	RESPONSIBLE PERSON	STATUS	START DATE	END DATE	COMPLETE %
5.1.1.17 Develop contract management documentation templates	Lisa Meader - Procurement	Not Started	01-Jul-2020	30-Jun-2021	0.00%

ACTION	RESPONSIBLE PERSON	STATUS	START DATE	END DATE	COMPLETE %
5.1.1.18 Conduct internal training of staff as to the policies and procedures associated with Council's contracts	Lisa Meader - Procurement	Not Started	01-Jul-2020	30-Jun-2021	0.00%

ACTION	RESPONSIBLE PERSON	STATUS	START DATE	END DATE	COMPLETE %
5.1.1.19 Establish an online payment system for Shire residents as another alternative payment method.	Helen Thomas - Finance Manager	Not Started	01-Jul-2020	01-Jun-2021	0.00%

ACTION	RESPONSIBLE PERSON	STATUS	START DATE	END DATE	COMPLETE %
5.1.1.20 LCR - Complete and return Financial and Performance accountability - Preschool - Must be to the Department by October each year.	Suzanne Webber - Social Services Manager	Not Started	01-Jul-2020	30-Jun-2021	0.00%

5.1.2 Information management systems

ACTION	RESPONSIBLE PERSON	STATUS	START DATE	END DATE	COMPLETE %
5.1.2.1 Disaster Recovery scenario - Twice yearly test / restore office backups manually. Report to executive	Timothy Greensill - Information Services Manager	In Progress	01-Jul-2020	30-Jun-2021	10.00%

ACTION	RESPONSIBLE PERSON	STATUS	START DATE	END DATE	COMPLETE %
5.1.2.2 Review & Audit of locality boundaries	Danielle Perrett - GIS Officer	Not Started	01-Jul-2020	30-Jun-2021	0.00%

ACTION	RESPONSIBLE PERSON	STATUS	START DATE	END DATE	COMPLETE %
5.1.2.3 Key-less entry systems for Warialda & Bingara Council Chambers	Timothy Greensill - Information Services Manager	In Progress	01-Jul-2020	30-Jun-2021	10.00%

ACTION	RESPONSIBLE PERSON	STATUS	START DATE	END DATE	COMPLETE %
5.1.2.5 Security Awareness Baseline & Training	Justin Hellmuth - Information Services Officer	Not Started	01-Jul-2020	30-Jun-2021	0.00%

ACTION	RESPONSIBLE PERSON	STATUS	START DATE	END DATE	COMPLETE %
5.1.2.6 Quarterly Password Strength Testing	Justin Hellmuth - Information Services Officer	Not Started	01-Jul-2020	30-Jun-2021	0.00%

ACTION	RESPONSIBLE PERSON	STATUS	START DATE	END DATE	COMPLETE %
5.1.2.7 Finalise and Adopt IT / Cyber Security Policy	Timothy Greensill - Information Services Manager	Not Started	01-Jul-2020	30-Jun-2021	0.00%

ACTION	RESPONSIBLE PERSON	STATUS	START DATE	END DATE	COMPLETE %
5.1.2.8 Finalise and Adopt IT Change Management Policy	Timothy Greensill - Information Services Manager	Not Started	01-Jul-2020	30-Jun-2021	0.00%

ACTION	RESPONSIBLE PERSON	STATUS	START DATE	END DATE	COMPLETE %
5.1.2.9 Finalise and Adopt Incident Response Plan / Policy	Timothy Greensill - Information Services Manager	Not Started	01-Jul-2020	30-Jun-2021	0.00%

ACTION	RESPONSIBLE PERSON	STATUS	START DATE	END DATE	COMPLETE %
5.1.2.10 Technology upgrades for the Bingara water treatment plant upgrade	Justin Hellmuth - Information Services Officer	Not Started	01-Jul-2020	30-Jun-2021	0.00%

ACTION	RESPONSIBLE PERSON	STATUS	START DATE	END DATE	COMPLETE %
5.1.2.11 NBN Migration for all sites	Justin Hellmuth - Information Services Officer	Not Started	01-Jul-2020	30-Jun-2021	0.00%

5.1.3 Administrative and support functions

ACTION	RESPONSIBLE PERSON	STATUS	START DATE	END DATE	COMPLETE %
5.1.3.1 LCR - Complete and lodge Financial Accountability Report in a timely manner - Ongoing Function	Sharon Baker - Aged Care Manager	Not Started	01-Jul-2020	30-Jun-2021	0.00%

ACTION	RESPONSIBLE PERSON	STATUS	START DATE	END DATE	COMPLETE %
5.1.3.2 LCR - Complete and lodge RMS Annual Contract Renewal	Georgia Standerwick - Economic Development Officer	Not Started	01-Jul-2020	30-Jun-2021	0.00%

ACTION	RESPONSIBLE PERSON	STATUS	START DATE	END DATE	COMPLETE %
5.1.3.3 LCR - Produce and distribute Council and Committee Meetings Minutes in a timely and professional manner.	Maxwell Eastcott - General Manager	Not Started	01-Jul-2020	30-Jun-2021	0.00%

ACTION	RESPONSIBLE PERSON	STATUS	START DATE	END DATE	COMPLETE %
5.1.3.4 LCR - Complete Annual Report and upload to Council's website by 30 November each year.	Leeah Daley - Organisation & Community Development Dir	Not Started	01-Jul-2020	30-Jun-2021	0.00%

ACTION	RESPONSIBLE PERSON	STATUS	START DATE	END DATE	COMPLETE %
5.1.3.5 LCR - Ensure elected members are inducted into the policies and procedures of Council's operations	Maxwell Eastcott - General Manager	Not Started	01-Jul-2020	30-Jun-2021	0.00%

ACTION	RESPONSIBLE PERSON	STATUS	START DATE	END DATE	COMPLETE %
5.1.3.6 LCR - Lodge Annual Declaration on Compliance/Self-assessment RMS requirement RTO	Richard Hutton - Promotions Officer	Not Started	01-Jul-2020	30-Jun-2021	0.00%

ACTION	RESPONSIBLE PERSON	STATUS	START DATE	END DATE	COMPLETE %
5.1.3.7 LCR - Lodge ASQA Quality Indicator Report	Richard Hutton - Promotions Officer	Not Started	01-Jul-2020	30-Jun-2021	0.00%

ACTION	RESPONSIBLE PERSON	STATUS	START DATE	END DATE	COMPLETE %
5.1.3.8 LCR - Complete and lodge Centrelink Annual Contract Renewal by due dates	Georgia Standerwick - Economic Development Officer	Completed	01-Jul-2020	30-Jun-2021	100.00%

ACTION	RESPONSIBLE PERSON	STATUS	START DATE	END DATE	COMPLETE %
5.1.3.9 LCR - Complete and lodge Annual Survey of Seizures of Cats and Dogs by due dates	Saul Standerwick - Environment and Sustainability	Not Started	01-Jul-2020	30-Jun-2021	0.00%

ACTION	RESPONSIBLE PERSON	STATUS	START DATE	END DATE	COMPLETE %
5.1.3.10 LCR - Complete and Lodge Companion Animal Activity Reporting to Office of Local Government by due dates	Saul Standerwick - Environment and Sustainability	Not Started	01-Jul-2020	30-Jun-2021	0.00%

ACTION	RESPONSIBLE PERSON	STATUS	START DATE	END DATE	COMPLETE %
5.1.3.11 Risk Administration - Emergency Planning - Develop evacuation plans.	Carl Tooley - WHS & Risk Officer	Not Started	01-Jul-2020	30-Jun-2021	0.00%

ACTION	RESPONSIBLE PERSON	STATUS	START DATE	END DATE	COMPLETE %
5.1.3.12 Develop and maintain a comprehensive Staff Skills Audit and Individual Training Plans	Leeah Daley - Organisation & Community Development Dir	Not Started	01-Jul-2019	30-Jun-2021	0.00%

ACTION	RESPONSIBLE PERSON	STATUS	START DATE	END DATE	COMPLETE %
5.1.3.13 Present Pecuniary Interest Returns for Councillors and Designated Persons to an open Council meeting.	Maxwell Eastcott - General Manager	Not Started	01-Jul-2020	30-Jun-2021	0.00%

ACTION	RESPONSIBLE PERSON	STATUS	START DATE	END DATE	COMPLETE %
5.1.3.14 LCR - Complete and lodge all Australian Government of Education and Training reporting documentation by due dates	Suzanne Webber - Social Services Manager	Not Started	01-Jul-2020	30-Jun-2021	0.00%

ACTION	RESPONSIBLE PERSON	STATUS	START DATE	END DATE	COMPLETE %
5.1.3.15 Refurbish the Finance Department to allow for better functionality and use of space.	Helen Thomas - Finance Manager	Not Started	01-Jul-2020	30-Jun-2021	0.00%

ACTION	RESPONSIBLE PERSON	STATUS	START DATE	END DATE	COMPLETE %
5.1.3.16 LCR - Complete and lodge all Department of Education reporting documentation in a timely manner and return by due dates - Social Services	Suzanne Webber - Social Services Manager	Not Started	01-Jul-2020	30-Jun-2021	0.00%

ACTION	RESPONSIBLE PERSON	STATUS	START DATE	END DATE	COMPLETE %
5.1.3.17 Council Cleaning Contract - Complete the tender process for Gwydir Shire Council Cleaning contract	Carmen Southwell - Executive Support & Public Officer	Not Started	01-Jul-2020	30-Jun-2021	0.00%

5.1.4 Workforce planning

ACTION	RESPONSIBLE PERSON	STATUS	START DATE	END DATE	COMPLETE %
5.1.4.1 Recruitment of Maintenance Officer/ Groundsman position at Naroo	Sharon Baker - Aged Care Manager	Not Started	01-Jul-2020	30-Jun-2021	0.00%

ACTION	RESPONSIBLE PERSON	STATUS	START DATE	END DATE	COMPLETE %
5.1.4.3 Implement the CAMMS Performance Evaluation System software replacing the existing paper-based system.	Leeah Daley - Organisation & Community Development Dir	Not Started	01-Jul-2020	30-Jun-2021	0.00%

ACTION	RESPONSIBLE PERSON	STATUS	START DATE	END DATE	COMPLETE %
5.1.4.4 Review workers compensation processes to determine compliance with Legislation and effectiveness	Leeah Daley - Organisation & Community Development Dir	Not Started	01-Jul-2020	30-Jun-2021	0.00%

ACTION	RESPONSIBLE PERSON	STATUS	START DATE	END DATE	COMPLETE %
5.1.4.5 Implement and report on the actions included in the 2017-2021 Workforce Plan	Leeah Daley - Organisation & Community Development Dir	Not Started	01-Jul-2020	30-Jun-2021	0.00%

ACTION	RESPONSIBLE PERSON	STATUS	START DATE	END DATE	COMPLETE %
5.1.4.6 LCR - Complete and lodge with NSW Ombudsman Office the annual Public Interest Disclosure Report	Carmen Southwell - Executive Support & Public Officer	Not Started	01-Jul-2020	30-Jun-2021	0.00%

ACTION	RESPONSIBLE PERSON	STATUS	START DATE	END DATE	COMPLETE %
5.1.4.7 LCR - Complete and Lodge all returns required in a timely manner and within reporting guidelines	Alexander Eddy - Manager Engineering Services	Not Started	01-Jul-2020	30-Jun-2021	0.00%

ACTION	RESPONSIBLE PERSON	STATUS	START DATE	END DATE	COMPLETE %
5.1.4.8 Development of comprehensive Training Database for all new and existing employees	Leeah Daley - Organisation & Community Development Dir	Not Started	01-Jul-2020	30-Jun-2021	0.00%

5.1.5 Provide responsible internal governance

ACTION	RESPONSIBLE PERSON	STATUS	START DATE	END DATE	COMPLETE %
5.1.5.1 Provide annual Climate Change Adaptation Coordinating Group report to MANEX	Carl Tooley - WHS & Risk Officer	Not Started	01-Jul-2020	30-Jun-2021	0.00%

ACTION	RESPONSIBLE PERSON	STATUS	START DATE	END DATE	COMPLETE %
5.1.5.2 Finalise Business Continuity Plan and provide report to MANEX	Carl Tooley - WHS & Risk Officer	In Progress	01-Jul-2020	30-Jun-2021	20.00%

ACTION	RESPONSIBLE PERSON	STATUS	START DATE	END DATE	COMPLETE %
5.1.5.3 Emergency Planning - implement evacuation plans and emergency manuals for 8 sites	Carl Tooley - WHS & Risk Officer	Not Started	01-Jul-2020	30-Jun-2021	0.00%

ACTION	RESPONSIBLE PERSON	STATUS	START DATE	END DATE	COMPLETE %
5.1.5.4 Development of Work Health and Safety Management System ready for certification to AS/NZS 4801	Carl Tooley - WHS & Risk Officer	Ongoing	01-Jul-2020	30-Jun-2021	-

ACTION	RESPONSIBLE PERSON	STATUS	START DATE	END DATE	COMPLETE %
5.1.5.5 Obtain sign-off on the adoption of Operational and Strategic Risk Registers	Carl Tooley - WHS & Risk Officer	Not Started	01-Jul-2020	30-Jun-2021	0.00%

ACTION	RESPONSIBLE PERSON	STATUS	START DATE	END DATE	COMPLETE %
5.1.5.6 Establish and maintain Grants Register and report on the progress of grants to the Council quarterly.	Georgia Standerwick - Economic Development Officer	Not Started	01-Jul-2020	30-Jun-2021	0.00%

ACTION	RESPONSIBLE PERSON	STATUS	START DATE	END DATE	COMPLETE %
5.1.5.7 Bi-Annual workshops be run to deliver training of staff as to the policies and procedures associated with Council's purchasing procurement and contracts.	Lisa Meader - Procurement	Not Started	01-Jul-2020	30-Jun-2021	0.00%

5.2 Cyber Security

5.2.1 Lead

ACTION	RESPONSIBLE PERSON	STATUS	START DATE	END DATE	COMPLETE %
5.2.1.1 Allocate roles and responsibilities as detailed in the Cyber Security Policy	Timothy Greensill - Information Services Manager	Not Started	01-Jul-2020	30-Jun-2021	0.00%

ACTION	RESPONSIBLE PERSON	STATUS	START DATE	END DATE	COMPLETE %
5.2.1.2 Ensure there is a governance committee at the executive level (dedicated or shared) to be accountable for cyber security including risks, plans and meeting the requirements of the cyber security policy.	Timothy Greensill - Information Services Manager	Not Started	01-Jul-2020	30-Jun-2021	0.00%

ACTION	RESPONSIBLE PERSON	STATUS	START DATE	END DATE	COMPLETE %
5.2.1.3 Have an approved cyber security plan to manage cyber security risks, integrated with business continuity arrangements. This must include consideration of threats, risks and vulnerabilities that impact the protection of the Agency's information	Timothy Greensill - Information Services Manager	Not Started	01-Jul-2020	30-Jun-2021	0.00%

ACTION	RESPONSIBLE PERSON	STATUS	START DATE	END DATE	COMPLETE %
5.2.1.4 Conduct cyber security risk assessments and include identified risks in the overall risk management framework.	Timothy Greensill - Information Services Manager	Not Started	01-Jul-2020	30-Jun-2021	0.00%

5.2.2 Prepare

ACTION	RESPONSIBLE PERSON	STATUS	START DATE	END DATE	COMPLETE %
5.2.2.1 Implement regular cyber security education for all employees, contractors and outsourced ICT service providers.	Timothy Greensill - Information Services Manager	Not Started	01-Jul-2020	30-Jun-2021	0.00%

ACTION	RESPONSIBLE PERSON	STATUS	START DATE	END DATE	COMPLETE %
5.2.2.2 Increase awareness of cyber security risk across all staff including the need to report cyber security risks and running exercises such as simulations	Timothy Greensill - Information Services Manager	Not Started	01-Jul-2020	30-Jun-2021	0.00%

ACTION	RESPONSIBLE PERSON	STATUS	START DATE	END DATE	COMPLETE %
5.2.2.3 Foster a culture where cyber security risk management is an important and valued aspect of decision-making and where cyber security risk management processes are understood and applied	Timothy Greensill - Information Services Manager	Not Started	01-Jul-2020	30-Jun-2021	0.00%

ACTION	RESPONSIBLE PERSON	STATUS	START DATE	END DATE	COMPLETE %
5.2.2.4 Ensure that people who have access to sensitive or classified information or systems and those with privileged access have appropriate security screening, and that access is removed when they no longer need access or their employment is terminated.	Timothy Greensill - Information Services Manager	Not Started	01-Jul-2020	30-Jun-2021	0.00%

5.2.3 Prevent

ACTION	RESPONSIBLE PERSON	STATUS	START DATE	END DATE	COMPLETE %
5.2.3.1 Classify information and systems according to their importance (i.e. the impact of loss of confidentiality, integrity or availability)	Timothy Greensill - Information Services Manager	Not Started	01-Jul-2020	30-Jun-2021	0.00%

ACTION	RESPONSIBLE PERSON	STATUS	START DATE	END DATE	COMPLETE %
5.2.3.2 Implement an Information Security Management System (ISMS) or Cyber Security Management System (CSMS) that is compliant with recognised standards such as ISO/IEC27001 or ISA/IEC62443(for IACS)	Timothy Greensill - Information Services Manager	Not Started	01-Jul-2020	30-Jun-2021	0.00%

ACTION	RESPONSIBLE PERSON	STATUS	START DATE	END DATE	COMPLETE %
5.2.3.3 Implement and report against the ACSC Essential 8	Timothy Greensill - Information Services Manager	Not Started	01-Jul-2020	30-Jun-2021	0.00%

ACTION	RESPONSIBLE PERSON	STATUS	START DATE	END DATE	COMPLETE %
5.2.3.4 Ensure cyber security requirements are built into procurement and into the early stages of projects and the system development life cycle	Timothy Greensill - Information Services Manager	Not Started	01-Jul-2020	30-Jun-2021	0.00%

ACTION	RESPONSIBLE PERSON	STATUS	START DATE	END DATE	COMPLETE %
5.2.3.5 Ensure new ICT systems or enhancements include processes for audit trails and activity logging to assess the accuracy and integrity of data including processes for internal fraud detection.	Timothy Greensill - Information Services Manager	Not Started	01-Jul-2020	30-Jun-2021	0.00%

5.2.4 Detect / Respond / Recover

ACTION	RESPONSIBLE PERSON	STATUS	START DATE	END DATE	COMPLETE %
5.2.4.1 Test cyber incident response plan at least annually, involving managers and senior leadership.	Timothy Greensill - Information Services Manager	Not Started	01-Jul-2020	30-Jun-2021	0.00%

ACTION	RESPONSIBLE PERSON	STATUS	START DATE	END DATE	COMPLETE %
5.2.4.2 Report cyber security incidents to the executive and council	Timothy Greensill - Information Services Manager	Not Started	01-Jul-2020	30-Jun-2021	0.00%

ACTION	RESPONSIBLE PERSON	STATUS	START DATE	END DATE	COMPLETE %
5.2.4.3 Implement a cyber incident response plan that integrates with the incident management process.	Timothy Greensill - Information Services Manager	Not Started	01-Jul-2020	30-Jun-2021	0.00%

ACTION	RESPONSIBLE PERSON	STATUS	START DATE	END DATE	COMPLETE %
5.2.4.4 Deploy monitoring processes and tools to allow for adequate incident identification and response.	Timothy Greensill - Information Services Manager	Not Started	01-Jul-2020	30-Jun-2021	0.00%



Gwydir Shire Council

Integrated Planning and Reporting

Statement of Revenue Policy

2020/2021



STATEMENT OF REVENUE POLICY

Rates Statement

Strategy - Ordinary Rates

IPART has advised that the General Rates-Pegging limit for the period 1 July 2020 to 30 June 2021 shall be 2.6%. This increase will be applied in full.

The revenue forecast provided in this policy is based on the notional income projections using Councils rating structure and revenue for the 2019/2020 year, Councils proposed rating structure and revenue for the 2020/2021 year with the 2.6% general increase, plus any catch-up from 2019/2020.

The model projects an increase in general rate revenue of \$ 208,542.37 which amounts to a total increase in general rates of 2.6%.

RATING STRUCTURE

Rating Categories & Sub-Categories

The following is the structure of Council's General Ordinary Rates to be levied under section 494 of the *Local Government Act 1993*.

Type	Category	Sub-Category	Comments
Ordinary	Farmland	Intensive	Eligibility determined in accordance with Local Government Act 1993 and As defined as 'Intensive Agriculture by the Gwydir Shire Council LEP 2013
Ordinary	Farmland	Nil	Eligibility determined in accordance with <i>Local Government Act 1993</i>
Ordinary	Business	Nil	All business properties within the Gwydir Shire Local Government area other than those defined as Warialda Business Urban or Bingara Business Urban
Ordinary	Business	Business Warialda Urban	All business properties within the Warialda Town Area as determined by the relevant LEP.
Ordinary	Business	Business Bingara Urban	All business properties within the Bingara Town Area as determined by the relevant LEP.
Ordinary	Residential		All residential properties within the Gwydir Shire Area not in a Village as determined by the relevant LEP that do not exceed two (2) hectares.
Ordinary	Residential	Rural Residential	All residential properties within the Gwydir Shire Area not in a Village as determined by the relevant LEP that exceed two (2) hectares but are less than forty (40) hectares.
Ordinary	Residential	Residential Villages	All residential properties within the Gwydir Shire Area within a Village area other than Warialda Urban or Bingara Urban as determined by the relevant LEP.
Ordinary	Residential	Residential Warialda Urban	All residential properties within the Warialda Town Area as determined by the relevant LEP.
Ordinary	Residential	Residential Bingara Urban	All residential properties within the Warialda Town Area as determined by the relevant LEP.



RATING STRUCTURE

Rating Categories & Sub-Categories

Categories are defined by Urban, Rural and Village as follows:

Urban Land:

Each parcel of land valued as one assessment whose dominant use is for urban purposes within the Bingara or Warialda Town Area as determined by the relevant LEP.

Village Land:

Each parcel of land valued as one assessment whose dominant use is for urban purposes within a Village area other than the Bingara or Warialda Town Area as determined by the relevant LEP.

Rural Land:

Each parcel of land valued as one assessment whose dominant use is for non-urban purposes that is not within any Village area as determined by the relevant LEP.

Maps showing the location of Rating categories and sub-categories are attached. See Appendix

RATING STRUCTURE

Ordinary General Rate Structure & Strategy

The Local Government Act 1993 provides Councils with three alternative methods of levying rates:

- Solely Ad Valorem Rating (i.e. Cents in the dollar on land value).
- Minimum Rate plus Ad Valorem.
- Base Amount of up to 50% of the total yield from a category and applied to all rateable parcels within that category plus an Ad Valorem rate to raise the additional above the base.

Council will continue to levy ordinary rates using a structure comprising a base amount to which an ad valorem component is added. This option ensures higher valued properties contribute a higher amount.

The base amount will vary, depending on rating category/sub-category up to the maximum permissible of 50% of the total yield for each category/sub-category. All rateable properties within each category/sub-category, regardless of their land value, are levied a base amount. The balance of the ordinary rates is derived by multiplying the land value of a property by a rate in the dollar for the relevant category/sub-category, which is determined by Council.

All ordinary general rates for the 2020/2021 period shall be based on land valuations issued by the Valuer-General to individual rate payers with a base date of 1st July 2019. This will be the First rating year using these values as a general revaluation will be issued by the Department of Land (Valuer General) for the calculation of the 2020/2021 rates. As a result, there may be some shifting in the rates distribution of specific properties depending the how the value of these properties has changed under the general valuation in comparison to the average movement for each rating category. Generally, there has been little change in the valuations across the shire in the 2019 Valuations. The model used in preparation of the rating revenue is designed to distribute the general rates between the rating categories as follows:

Farmland	80.00%	Residential	16.00%	Business	4.00%
----------	--------	-------------	--------	----------	-------

RATING STRUCTURE

Notional Yield

Ordinary General Rates under section 494 of the Local Government Act 1993

Diff	Category	Sub-Category	# Prop	Ad Valorem	Base Amount	Percentage of Revenue raised form Base Levy	Estimated Total Yield
10	Farmland	Intensive	2	0.0060629	750	3.87%	\$38,726.46
1	Farmland	Ordinary	1143	0.0037057	300	5.24%	\$6,548,734.06
4	Business	Ordinary	76	0.0449724	300	18.35%	\$124,224.82
8	Business	Business Bingara Urban	53	0.0381361	300	14.70%	\$108,151.31
3	Business	Business Warialda Urban	69	0.0442835	300	21.34%	\$96,996.89
6	Residential	Rural Residential S/H	197	0.0097155	225	27.64%	\$160,353.96
5	Residential	Residential Village	274	0.0705082	150	35.09%	\$117,140.93
9	Residential	Ordinary-Rural Res	41	0.0185935	150	28.67%	\$21,450.41
7	Residential	Bingara Residential Urban	677	0.0144093	225	23.65%	\$643997.19
2	Residential	Warialda Residential Urban	548	0.0216643	225	32.92%	\$374,549.61
			3,080				\$ 8,234,325.65

Estimated General Ordinary Rate Income \$8,234,325.65 - Less Pension Rebates (Council 45%) -\$40,179.57 giving Net General Rates Income of \$8,194,146.08

All rates are to be levied on land valuations with a base date of 1st July 2019



RATING STRUCTURE

Payment of Rates

Ratepayers may pay their rates in four (4) instalments being 31 August, 30 November, 28 February and 31 May. Council is obliged to forward reminder notices one month in advance. Interest is chargeable on each instalment not paid by the due date.

The maximum applicable interest rate is set each year by the Minister for Local Government and Council may adopt that rate or a lower rate.

Extra Charges or Interest on Overdue Rates

In accordance with Section 566 (3) of the Local Government Act, 1993, Council must determine a rate of interest charge, not in excess of that determined by the Minister.

The interest rate for the year 2020/2021 has been set at 0.00% p.a. for the period 1 July 2020 to 31 December 2020 (inclusive) and 7.0% p.a. for the period 1 January 2021 to 30 June 2021 (inclusive).

STATEMENT OF FEES & CHARGES

Statement of fees and charges to apply to rateable and non-rateable properties

Water and Sewerage Pricing

Council's water and sewerage utilities are required to conform to best practice water and sewerage pricing (pay for use). Such pricing is required to comply with the Independent Pricing and Regulatory Tribunal's (IPART) Pricing Principles for Local Water Authorities, the COAG Strategic Framework for Water Reform and National Competition Policy.

Best practice water supply pricing involves a cost-reflective two-part tariff or an inclining block tariff with no water allowance, no land value-based charges, an appropriate access charge and water usage charges per kilolitre.

Appropriate pricing is essential to provide relevant pricing signals to customers, enabling them to make informed decisions on their water use. This will encourage each customer to use water efficiently and minimise wastage of our valuable water resources and associated infrastructure.

Water Charges - Strategy

Council has adopted best practice water pricing with a common structure across the entire Shire. The pricing structure has been reviewed and a similar structure adopted for 2020/2021.

The two-part pricing regime includes an access availability charge of \$450.00 for standard connections and an inclining block tariff. In 2020/2021 the water usage charge will be charged quarterly as part of the quarterly water usage billing program. The inclining usage tariff is made up of two (2) tiers being:

1. \$1.50 per kilolitre for the first step of 600 kilolitres per assessment.
2. And a higher block tariff of \$2.10 per kilolitre for usage over 600 kilolitres per assessment.

STATEMENT OF FEES & CHARGES

Water Charges – Strategy

A water access availability charge applies to all parcels of land to which a service is available and connectable.

The water pricing strategy is designed to gain 50% of the water revenue from access charges and 50% from usage charges.

Properties with larger water services pay a higher access charge proportional to the square of the meter size.

Sewer Charges - Strategy

Sewerage services as with water supplies have moved to best practice pricing.

Residential sewerage bills are to be independent of land value and based on a cost-reflective uniform sewerage charge per property of \$500.00 per connectable property.

Non-Residential sewerage bills are to be independent of land value and based on a cost-reflective two-part tariff consisting of an access charge – (\$430.00 based on 20mm water connection) and an appropriate sewer usage charge per kilolitre of water consumption (\$2.50/KL). This charge is then multiplied by the individual properties sewer discharge factor as determined by Council using industry standards.

The sewer access charge must also be proportional to the square of the size of the water supply service connection to reflect the load that can be placed on the sewerage system plus a usage charge based on discharge volume. The volume discharged into the sewer is estimated using the customer's total water consumption and a sewerage discharge factor.

STATEMENT OF FEES & CHARGES

Water & Sewer Charges - Sections 501 & 502 of the *Local Government Act 1993*

Description	Annual Charge	Services Charged	Total Annual Income	Total Income
20mm Water Meter Service	\$ 450.00	1582	\$ 711,900.00	
25mm Water Meter Service	\$ 703.00	36	\$ 25,308.00	
32mm Water Meter Service	\$ 1,152.00	2	\$ 2,304.00	
40mm Water Meter Service	\$ 1,800.00	4	\$ 7,200.00	
50mm Water Meter Service	\$ 2,812.50	18	\$ 50,625.00	
Less Pension Rebate Expense Water (Council 45%)			-\$ 19,483.26	
TOTAL Annual Water Access Income			\$ 777,853.74	\$ 777,853.74
Annual Water Usage @ \$1.50/KL (Est)	\$ 1.50	372,270KI	\$ 558,405.00	
Annual Water Usage @ \$2.10/KL >600KL (Est)	\$ 2.10	136,371KI	\$ 286,379.10	
TOTAL Annual Water Usage Charges (Est)			\$ 844,784.10	\$ 844,784.10
Total Water Income				\$ 1,622,637.84
Sewer Charge Residential (20mm)	\$ 500.00	1117	\$ 558,500.00	
Sewer Charge Non-Residential (20mm)	\$ 430.00	133	\$ 57,190.00	
Sewer Charge Non-Residential (25mm)	\$ 671.85	20	\$ 13,437.00	
Sewer Charge Non-Residential (32mm)	\$ 1,100.80	2	\$ 2,201.60	
Sewer Charge Non-Residential (40mm)	\$ 1,720.00	4	\$ 6,880.00	
Sewer Charge Non-Residential (50mm)	\$ 2,687.50	11	\$ 29,562.50	
Less Pension Rebate Expense Sewerage (Council 45%)			-\$ 16,756.19	
TOTAL Annual Sewer Charges			\$ 651,014.91	\$ 651,014.91
Sewer Non-Residential Usage Charge At \$2.50/KI	\$ 2.50	21,226	\$ 53,065.00	\$ 53,065.00
Total Sewer Income				\$ 704,079.91

STATEMENT OF FEES & CHARGES

Liquid Trade Waste Charges

Gwydir Shire Council is committed to complying with the Department of Energies, Utilities and Sustainability's (DEUS) guidelines for the best practice management of water supplies and sewerage services to be eligible for financial assistance towards future Capital works.

For the 2020/2021 financial period council will be charging a liquid trade Waste Charge as part of the sewerage pricing structure for commercial businesses.

Liquid trade wastes exert much greater demands on sewerage systems than domestic sewerage and if uncontrolled can pose serious problems to public health, worker safety, Councils sewerage system and the environment. Liquid trade waste pricing ensures that the discharges bear a fair share of the cost of providing sewerage services and to facilitate appropriate recycling, pre-treatment, waste minimisation and water conservation.

For charging purposes liquid trade waste dischargers are divided into three categories.

1. Liquid trade waste dischargers conducting as activity deemed by Council as requiring nil or only minimal pre-treatment equipment and whose effluent is well defined and of relatively low risk to the sewerage system. For example – retail food outlets with no hot food prepared and or foods that generate an oily/greasy waste.
2. Liquid trade waste dischargers conducting as activity deemed by Council as requiring a prescribed type of liquid trade waste pre-treatment equipment and whose effluent is well characterised. For example – Premises that prepare and or serve hot foods that generate an oily/ greasy waste.
3. Liquid trade waste dischargers conducting an activity which is of an industrial nature and/or which result in discharges of large volumes (over 20kL/d) of liquid trade waste to the sewerage system.

STATEMENT OF FEES & CHARGES

Liquid Trade Waste Charges

Schedule of Annual & Usage Fees – Liquid Waste

Description	# Prop	Services Charged	Estimated Income
Annual Charges			
Annual trade waste Fee (minimum)	86	\$ 77.00	\$ 6,622.00
Annual trade waste Fee (Large discharger)		\$ 430.00	
Reinspection fee		\$ 60.00	
Usage Charges			
with prescribed pre-treatment		\$ 1.30/KI	
without prescribed pre-treatment		\$ 15.00/KI	
Tankered Waste		\$ 21.00/KI	

- These fees are to be charged on top of existing non-residential sewerage charges.

STATEMENT OF FEES & CHARGES

Waste Management Charges Statement

Council must make and levy a charge for domestic waste management services for each parcel of rateable land for which the service is available under Section 496 of the Local Government Act, 1993. The levied charge must fully cover the cost of providing the service. The urban areas of Bingara, Warialda, Gravesend, North Star, Croppa Creek and Warialda Rail and small rural "lifestyle/rural residential" blocks receive a kerb-side garbage service. This charge is separately itemised on each rate notice.

The charge is added to standard Council rates and is set aside for the specific purpose of the management of waste collections & disposal facilities within the Local Government area. The charge will allow Council to provide additional resources and meet the requirements of waste disposal and environmental legislation and community expectations.

Previously this was undertaken on Councils Waste Disposal Facilities on a reactionary basis in response to community concerns. As a result of increased pressures from regulatory agencies and ongoing community concerns and the scale of the works required to meet these standards, it has become necessary for council to initiate the provision of a waste disposal management program to control waste disposal and environmental protection measures.

The funds collected will only be spent for works at Council's Waste Disposal facilities and related recycling programs, including:

- Land Rehabilitation
- Improved Environmental Monitoring
- Improved waste disposal techniques
- Recycling
- Chemical disposal
- Site Security

STATEMENT OF FEES & CHARGES

The charge is levied in respect of each separate parcel of rateable land in the Council area. The charge applies whether the service is used in whole or in part. The service is provided on the following basis:

Domestic Waste Service and Disposal Charge

A single weekly waste collection service using 1 approved container with a capacity 140-litre for general waste. A single fortnightly green waste collection service using 1 approved container with a capacity 240-litre for green and putrescible waste and a single fortnightly recyclable waste collection service using 1 approved container with a capacity 360-litre for recyclable material.

New premises completed during the year will be charged based on the complete month to the end of the year as a proportion of the annual charge.

In accordance with Section 496 of the Local Government Act, 1993, Council must levy a domestic waste management charge on all occupied rateable properties. This charge reflects the fixed cost component of having the weekly waste collection service accessible to the property. The charge for 2020/2021 is as follows

Domestic Waste Collection Charge	Number of Services	Charge	Yield
Domestic Residential Collections (140)	1381	\$ 365.00	\$ 504,065.00
Wheelie Bin Upgraded (240) / Additional (140)	38	\$ 150.00	\$ 5,700.00
Domestic Residential – Vacant	167	\$ 75.00	\$ 12,525.00
Less Pension Rebate Expense Waste (45% Council)			-\$ 17,802.89
Total Domestic Waste Management Charges			\$ 504,487.11

STATEMENT OF FEES & CHARGES

Commercial Waste Disposal

Council shall levy an annual charge under Section 501 of the Local Government Act, 1993 on commercial premises for waste removal and disposal where the owner or occupier has access to that service. The service will be for the removal of one or more garbage containers (wheelie bins) of 240-litre capacity. The service level charge is based on the number of bins available for collection from the premises for which the charge is applicable. The charges for 2020/2021 are as follows:

Commercial Waste Disposal Charge	Number of Services	Charge	Yield
Commercial Waste Disposal – Minor	67	\$ 600.00	\$ 40,200.00
Commercial Waste Disposal – Small	48	\$ 1,200.00	\$ 57,600.00
Commercial Waste Disposal - Medium	14	\$ 2,400.00	\$ 33,600.00
Commercial Waste Disposal – Large	6	\$ 3,340.00	\$ 20,040.00
Total Commercial Waste Management			\$ 151,440.00

STATEMENT OF FEES & CHARGES

Non-Rateable Land Waste Disposal

In accordance with section 501 of the Local Government Act, 1993, a waste management service charge will be levied on all non-rateable land electing to utilise Council's waste collection and disposal service. The charge for 2020/2021 is as follows:

Non-Rateable Land Waste Disposal Charge	Number of Services	Charge	Yield
Non-Rateable Land Waste Disposal – Minor	25	\$ 600.00	\$ 15,000.00
Non-Rateable Land Waste Disposal – Small	12	\$ 1,200.00	\$ 14,400.00
Non-Rateable Land Waste Disposal – Medium	5	\$ 2,400.00	\$ 12,000.00
Non-Rateable Land Waste Disposal – Large	8	\$ 3,340.00	\$ 26,720.00
Total Non-Rateable Land Waste Management			\$ 68,120.00

STATEMENT OF FEES & CHARGES

Waste Disposal Management

In accordance with Section 501 of the Local Government Act, 1993, Council must levy a waste management disposal charge on all rateable land and in respect of vacant land which are in the catchment for each of Council's waste disposal facilities. These are defined by maps. See appendix. The charge for 2020/2021 is as follows:

Waste Management Charge	Number	Charge	Yield
Properties	3146	\$ 222.00	\$ 698,412.00
<i>Less Pension Rebate Expense Waste (45% Council)</i>			<i>-\$ 11,575.39</i>
Total Waste Disposal Charge			\$ 686,836.61

STATEMENT OF FEES & CHARGES

Storm Water Charges Statement

In accordance with Section 496A of the Local Government Act, 1993 and clauses 125A, 125AA, 200A and 217 of the Local Government (General) Regulation 2005, Council may make or levy an annual charge for stormwater management services only in respect of urban land that is categorised for rating purposes as residential or business. The urban areas, to which this charge will apply for 2020/2021 (Warialda & Bingara), are defined by maps. (See appendix). The charge for 2020/2021 is as follows:

Storm Water Charge	Number of Services	Charge	Estimated Yield
Residential Properties	1294	\$25.00 per parcel of land	\$ 32,350.00
Business Properties	278	\$25.00 per parcel of land plus and additional \$25.00 for each 350sqm or part of 350sqm by which the parcels exceeds 350sqm (Estimate based on average of three (3) charges per parcel	\$ 6,950.00
Total Estimated Storm Water Yield	1572		\$ 39,300.00

STATEMENT OF FEES & CHARGES

Statement of fees to be charged and pricing policy of goods and services

Council fees for the 2020/2021 financial year are listed in the Schedule of Fees and Charges as part of Councils Management Plan.

In determining the appropriate fees to be charged for Council services and facilities in 2020/2021, the basic principle applied, is that charges should be considered fair and equitable to the general community. Individual members of the community should not be precluded from essential services because of economic circumstances.

The range of services provided by Council to the community is diverse and requires different considerations when determining the associated fee or charge. The level of the fee or charge was determined having regard to the following categories;

Code	Pricing Category
S	Statutory - Federal or State Government set charges.
FCR	Full Cost Recoverable - Services under this category are such that individual costs can be determined and met by the user of the service.
PCR	Partially Cost Recoverable - Services considered having a level of benefit to the community. Generally, benefits are not solely confined to users. Partially funded by general revenues.
M	Market - Services that Council operates in a competitive market and needs to fix charges like other providers. Calculations may be benchmarked against industry averages



Gwydir Shire Council

Integrated Planning
and Reporting

Donations Summary
2020/2021



FOREGONE INCOME						
Organisation	Donation requested	Recommended donation	General Fund	Sewer Fund	Water Fund	Waste
All junior and school sports plus community groups	Waiving of all hire fees	\$5,000	\$5,000			
Anglican Church, North Star	Waiving water & waste charges	\$707			\$420	\$287
Bingara Bullets Rugby League Club	Use of oval and training lights	\$800	\$800			
Bingara Radiance Club	Rates and other charges subsidy	\$2,281	\$734	\$500	\$420	\$627
Catholic Church, Presbytery, St Joseph's Primary School and Convent	Water, sewerage and waste charges	\$9,945	\$75	\$3,210	\$3,176	\$3,484
CWA North Star	Rates and other charges subsidy	\$1,249			\$420	\$829
CWA Warialda	Rates and other charges subsidy	\$2,998	\$1,324	\$425	\$420	\$829
Gravesend Showground	Waste charges	\$878			\$656	\$222
Gwydir Rugby Club	Use of oval and training facilities	\$1,000	\$1,000			
Presbyterian Church Warialda	Water, sewerage and waste charges	\$1,624	\$75	\$500	\$420	\$629
Salvation Army Bingara	Water, sewerage and waste charges	\$1,357	\$75	\$500	\$420	\$362
Scots Presbyterian Church, Bingara	Water, sewerage and waste charges	\$1,107	\$50	\$425	\$420	\$212
St Johns Anglican Church, Bingara	Water, sewerage and waste charges	\$2,669	\$75	\$925	\$840	\$829
St Mary's Catholic Church, Bingara	Water, sewerage and waste charges	\$3,802	\$75	\$1,425	\$1,260	\$1,042
St Simon and Jude's Anglican Church, Warialda	Water, sewerage and waste charges	\$1,899	\$75	\$425	\$420	\$979
Uniting Church, Bingara	Water, sewerage and waste charges	\$1,132	\$75	\$425	\$420	\$212
Unleash The Black Dog Ball	Waive hire fees of Roxy and kitchen	\$1,000	\$1,000			
Bingara Central School	Partial waiving of water charges	\$5,000			\$5,000	
Waiving Development Appln and other fees	For community group activities requiring a development application	\$1,500	\$1,500			
Carinda House	Water, sewerage and waste charges	\$3,133	\$1,389	\$502	\$420	\$822
Warialda P & A Association	Rates, water, sewerage and waste charges	\$6,897	\$75	\$2,650	\$2,625	\$1,547
Warialda Rail Recreation Reserve	Waste charges	\$829				\$829
Totals		\$56,807	\$13,397	\$11,912	\$17,757	\$13,741
Subject to event or activity being held		\$7,800	\$7,800			
Definite		\$49,007	\$5,597	\$11,912	\$17,757	\$13,741

Donations < \$1,000		
Organisation	Donation requested	Donation Requested
Upper Horton Rodeo and Campdraft	Annual sponsorship	\$500
Warialda Sports Council Awards	Annual sponsorship	\$350
Bingara Sporting Club Awards	Annual sponsorship	\$350
Warialda Rugby League Football Club	Annual sponsorship	\$500
Bingara Bullets Rugby League Football Club	Annual sponsorship	\$500
Bingara Missiles League Tag	Annual sponsorship	\$300
Warialda Ladies League Tag	Annual sponsorship	\$300
Warialda High School	Annual academic prizes	\$475
Bingara Central School	Annual academic prizes	\$650
Warialda Primary School	Annual academic prizes	\$300
St Josephs Primary School	Annual academic prizes	\$300
Gravesend Primary School	Annual academic prizes	\$300
North Star Primary School	Annual academic prizes	\$300
Croppa Creek Primary School	Annual academic prizes	\$300
Unallocated	Donations requests received during the year	\$10,575
Totals		\$16,000
Subject to event or activity being held		\$2,800
Definite		\$13,200

Donations > \$1,000

Organisation	Donation requested	Donation Requested
Barraba PA & H Association	Annual donation	\$1,500.00
Warialda P & A Association	Annual donation	\$1,500.00
Bingara Show Society	Annual donation	\$1,500.00
Bingara Orange Festival	Annual sponsorship	\$10,000.00
Gwydir Art Prize (Subject to being held)	Annual sponsorship	\$2,500.00
Warialda Honey Festival	Annual sponsorship	\$10,000.00
Friendly Faces Helping Hands Foundation	Donation	\$1,000.00
Warialda Historical Society (Previous commitment by Council to 5 year project)	Who, when, where Cemetery Project (5 Year Project - Year 2)	\$5,000.00
Bingara Sporting Club (If grant application is successful)	Upgrade to club amenities	\$20,000.00
Bush Bursary NSW Doctors' Network	Annual sponsorship	\$2,000
Warialda Rotary	Australia Day Celebrations Warialda	\$1,100.00
Barwon Medical Scholarship	Annual sponsorship	\$3,000.00
Warialda Motor Sports Club	Warialda Off Road event	\$2,000.00
Totals		\$61,100.00
Subject to event or activity being held		\$30,100.00
Definite		\$31,000.00

Council Internal 'Donations'		
Organisation	Donation requested	Recommended Donation
Willoughby-Gwydir exchange program	Annual allocation	\$6,000.00
Gwydir Learning Region	Annual allocation	\$20,000.00
Gwydir Learning Region's Country Education Foundation Committee	Annual allocation	\$5,000.00
Industry awards	Prizes and assistance during annual business award event	\$2,000.00
Totals		\$33,000.00
Subject to event or activity being held		\$8,000.00
Definite		\$25,000.00

IN KIND SUPPORT (From maintenance budgets if normal operations return)		
Organisation	Donation requested	Recommended Allocation
Bingara events unallocated	Support for community events	\$10,000.00
Bingara Jockey Club	Preparation for annual race day	\$2,000.00
Bingara RSL Club and Sub Branch	Upkeep of memorial gardens in Bingara	\$750.00
Bingara Show Society	Maintenance of showground	\$3,000.00
Carinda House Committee	Maintenance requests	\$750.00
Myall Creek Memorial Committee	Ground maintenance for annual commemoration	\$2,000.00
Warialda Apex Committee	Support during events	\$500.00
Warialda Events unallocated	Support for community events	\$10,000.00
Warialda Jockey Club	Preparation for annual race day	\$2,000.00
Warialda Preschool	Building Maintenance	\$1,000.00
Warialda P&A Association	Support during events	\$3,000.00
Warialda Tennis Club	Ground maintenance	\$750.00
Community Groups	Printing and photocopy	\$2,000.00
Totals		\$37,750.00
Subject to event or activity being held		\$32,500.00
Definite		\$5,250.00

Summary							
Classification	Donation Requests	Subject to event or activity being held	Potential Donations' Total	Source of funds			
				General Fund	Sewer Fund	Water Fund	Waste
Donations less than \$1,000	\$13,200	\$2,800	\$16,000	\$16,000			
Donations greater than \$1,000	\$31,000	\$30,100	\$61,100	\$61,100			
Foregone Income	\$56,807		\$60,000	\$13,397	\$11,912	\$17,757	\$13,741
Internal allocation	\$25,000	\$8,000	\$33,000	\$33,000			
Totals	\$126,007	\$40,900	\$170,100	\$123,497	\$11,912	\$17,757	\$13,741
In-Kind contributions allocated across other expenditure areas	\$5,250	\$32,500	\$37,750	\$37,750			



Gwydir Shire Council

Integrated Planning
and Reporting

**Next Year Budget
2021**

Consolidated Budget 2021

Resource Group	Revised Budget	Next Year Budget
1.1 Rates and annual charges	-\$10,708,019	-\$10,840,572
1.2 User charges and fees	-\$4,112,688	-\$2,860,497
1.3 Interest and investment revenue	-\$196,439	-\$92,800
1.4 Other revenues	-\$1,013,681	-\$2,355,194
1.5 Grants subsidies contributions - Op	-\$13,120,009	-\$13,289,666
1.6 Grants Subsidies Contributions - Cap	-\$2,859,141	-\$11,808,688
1.7 Internal revenues	-\$6,282,041	-\$6,317,788
1.90 Net gain from disposal of assets	-\$9,474	\$0
1.95 Reserve transfers - from	-\$2,118,118	-\$621,571
2.1 Employee benefits and on-costs	\$12,377,654	\$11,744,640
2.2 Borrowing costs	\$481,269	\$427,500
2.3 Materials	\$4,749,945	\$5,854,184
2.4 Contracts	\$4,062,785	\$3,226,434
2.5 Depreciation & amortisation	\$7,991,472	\$7,762,438
2.6 Other expenses	\$3,037,158	\$2,976,993
2.8 Internal expense	\$4,793,615	\$4,008,796
2.90 Net loss from disposal of assets	\$126,195	\$0
99 Sale Proceeds - Contra Sales	-\$720,428	-\$300,000
99 Uncapitalised Works In Progress	\$11,511,036	\$20,896,613
Total	\$7,991,091	\$8,410,822

By Fund Budget 2021

Resource Group	Revised Budget	Next Year Budget
General Fund		
1.1 Rates and annual charges	-\$7,961,882	-\$8,094,050
1.2 User charges and fees	-\$3,274,607	-\$1,985,666
1.3 Interest and investment revenue	-\$68,669	-\$24,600
1.4 Other revenues	-\$879,247	-\$2,240,664
1.5 Grants subsidies contributions - Op	-\$12,937,227	-\$13,209,384
1.6 Grants Subsidies Contributions - Cap	-\$2,859,141	-\$11,808,688
1.7 Internal revenues	-\$6,282,041	-\$6,317,788
1.90 Net gain from disposal of assets	-\$9,474	\$0
1.95 Reserve transfers - from	-\$2,118,118	-\$621,571
2.1 Employee benefits and on-costs	\$11,278,338	\$10,245,940
2.2 Borrowing costs	\$345,169	\$303,000
2.3 Materials	\$4,238,911	\$5,360,534
2.4 Contracts	\$3,155,595	\$2,401,234
2.5 Depreciation & amortisation	\$7,296,080	\$7,101,751
2.6 Other expenses	\$2,712,153	\$2,652,293
2.8 Internal expense	\$4,316,935	\$3,534,196
2.90 Net loss from disposal of assets	\$126,195	\$0
99 Sale Proceeds - Contra Sales	-\$720,428	-\$300,000
99 Uncapitalised Works In Progress	\$10,588,044	\$19,851,613
General Fund Total	\$6,946,586	\$6,848,150
Sewer Fund		
1.1 Rates and annual charges	-\$635,315	-\$635,315
1.2 User charges and fees	-\$61,440	-\$61,974
1.3 Interest and investment revenue	-\$50,431	\$0
1.4 Other revenues	-\$1,000	-\$1,000
1.5 Grants subsidies contributions - Op	-\$20,475	-\$20,475
2.1 Employee benefits and on-costs	\$321,196	\$525,600
2.3 Materials	\$86,700	\$87,700
2.4 Contracts	\$18,000	\$18,000
2.5 Depreciation & amortisation	\$197,137	\$188,415
2.6 Other expenses	\$49,879	\$49,800
2.8 Internal expense	\$147,130	\$150,250
99 Uncapitalised Works In Progress	\$469,992	\$549,000
Sewer Fund Total	\$521,373	\$850,001
Waste Fund		
1.1 Rates and annual charges	-\$1,410,615	-\$1,411,000
1.2 User charges and fees	\$0	-\$1,500
1.3 Interest and investment revenue	-\$65,988	-\$68,200
1.4 Other revenues	-\$129,681	-\$112,530
1.5 Grants subsidies contributions - Op	-\$36,000	-\$36,000
2.1 Employee benefits and on-costs	\$316,520	\$480,000
2.2 Borrowing costs	\$5,100	\$4,500
2.3 Materials	\$168,234	\$148,850
2.4 Contracts	\$705,402	\$721,600
2.5 Depreciation & amortisation	\$71,869	\$72,004
2.6 Other expenses	\$9,402	\$9,200
2.8 Internal expense	\$159,700	\$154,500
99 Uncapitalised Works In Progress	\$80,000	\$110,000
Waste Fund Total	-\$126,057	\$71,424
Water Fund		
1.1 Rates and annual charges	-\$700,207	-\$700,207
1.2 User charges and fees	-\$776,641	-\$811,357
1.3 Interest and investment revenue	-\$11,351	\$0
1.4 Other revenues	-\$3,753	-\$1,000
1.5 Grants subsidies contributions - Op	-\$126,307	-\$23,807
2.1 Employee benefits and on-costs	\$461,600	\$493,100
2.2 Borrowing costs	\$131,000	\$120,000
2.3 Materials	\$256,100	\$257,100
2.4 Contracts	\$183,788	\$85,600
2.5 Depreciation & amortisation	\$426,386	\$400,268
2.6 Other expenses	\$265,724	\$265,700
2.8 Internal expense	\$169,850	\$169,850
99 Uncapitalised Works In Progress	\$373,000	\$386,000
Water Fund Total	\$649,189	\$641,247
Total	\$7,991,091	\$8,410,822

Section Budget 2021

Resource Group	Revised Budget	Next Year Budget
1.1 Family Services		
1.2 User charges and fees	-\$1,041.00	-\$1,000.00
1.4 Other revenues	-\$1,108.00	\$0.00
1.5 Grants subsidies contributions - Op	-\$120,147.00	-\$170,915.00
1.95 Reserve transfers - from	\$0.00	-\$48,505.00
2.1 Employee benefits and on-costs	\$125,595.00	\$181,576.00
2.3 Materials	\$7,850.00	\$62,505.00
2.4 Contracts	\$2,026.00	\$2,700.00
2.6 Other expenses	\$4,800.00	\$12,000.00
2.8 Internal expense	\$11,895.00	\$2,700.00
1.1 Family Services Total	\$29,870.00	\$41,061.00
1.1 Social Services		
1.5 Grants subsidies contributions - Op	-\$48,993.00	\$0.00
1.95 Reserve transfers - from	-\$7,626.00	\$0.00
2.1 Employee benefits and on-costs	\$98,423.00	\$63,316.00
2.3 Materials	\$51,626.00	\$8,000.00
2.8 Internal expense	\$17,000.00	\$17,000.00
1.1 Social Services Total	\$110,430.00	\$88,316.00
1.1.2 Community Home Support Program		
1.2 User charges and fees	-\$94,657.00	-\$88,000.00
1.5 Grants subsidies contributions - Op	-\$289,692.00	-\$299,901.00
1.95 Reserve transfers - from	-\$24,775.00	\$0.00
2.1 Employee benefits and on-costs	\$181,500.00	\$127,500.00
2.3 Materials	\$76,473.00	\$69,250.00
2.4 Contracts	\$16,314.00	\$7,500.00
2.5 Depreciation & amortisation	\$14,923.00	\$9,884.00
2.6 Other expenses	\$8,200.00	\$7,450.00
2.8 Internal expense	\$122,095.00	\$99,250.00
1.1.2 Community Home Support Program Total	\$10,381.00	-\$67,067.00
1.1.3 Cemeteries		
1.2 User charges and fees	-\$42,400.00	-\$30,000.00
1.4 Other revenues	-\$39,120.00	-\$30,000.00
2.1 Employee benefits and on-costs	\$35,000.00	\$5,000.00
2.3 Materials	\$5,000.00	\$5,000.00
2.4 Contracts	\$8,112.00	\$9,155.00
2.5 Depreciation & amortisation	\$4,848.00	\$5,829.00
2.8 Internal expense	\$25,825.00	\$25,825.00
99 Uncapitalised Works In Progress	\$60,000.00	\$7,000.00
1.1.3 Cemeteries Total	\$57,265.00	-\$2,191.00
1.1.3 Community Fitness		
1.2 User charges and fees	-\$34,000.00	-\$35,000.00
2.1 Employee benefits and on-costs	\$2,000.00	\$0.00
2.3 Materials	\$18,840.00	\$18,390.00

2.4 Contracts	\$7,900.00	\$10,200.00
2.5 Depreciation & amortisation	\$469.00	\$0.00
2.6 Other expenses	\$4,050.00	\$4,400.00
2.8 Internal expense	\$7,100.00	\$4,100.00
1.1.3 Community Fitness Total	\$6,359.00	\$2,090.00
1.1.3 Medical Centres		
1.4 Other revenues	-\$28,600.00	-\$28,600.00
2.1 Employee benefits and on-costs	\$9,740.00	\$2,520.00
2.2 Borrowing costs	\$14,700.00	\$13,000.00
2.3 Materials	\$15,690.00	\$0.00
2.4 Contracts	\$12,206.00	\$46,000.00
2.5 Depreciation & amortisation	\$53,251.00	\$41,667.00
2.8 Internal expense	\$21,618.00	\$12,300.00
1.1.3 Medical Centres Total	\$98,605.00	\$86,887.00
1.1.3 Parks and Gardens		
1.2 User charges and fees	-\$1,825.00	\$0.00
1.4 Other revenues	-\$6,929.00	\$0.00
1.5 Grants subsidies contributions - Op	-\$50,093.00	-\$50,000.00
1.95 Reserve transfers - from	-\$7,151.00	\$0.00
2.1 Employee benefits and on-costs	\$237,600.00	\$626,408.00
2.3 Materials	\$226,951.00	\$220,162.00
2.4 Contracts	\$41,400.00	\$50,800.00
2.5 Depreciation & amortisation	\$60,752.00	\$55,104.00
2.6 Other expenses	\$2,000.00	\$2,000.00
2.8 Internal expense	\$175,220.00	\$190,420.00
99 Uncapitalised Works In Progress	\$85,000.00	\$0.00
1.1.3 Parks and Gardens Total	\$762,925.00	\$1,094,894.00
1.1.3 Pools		
1.5 Grants subsidies contributions - Op	-\$12,000.00	\$0.00
2.1 Employee benefits and on-costs	\$44,400.00	\$7,562.00
2.3 Materials	\$55,600.00	\$52,685.00
2.4 Contracts	\$177,900.00	\$180,650.00
2.5 Depreciation & amortisation	\$148,825.00	\$142,198.00
2.6 Other expenses	\$26,650.00	\$22,760.00
2.8 Internal expense	\$39,600.00	\$26,200.00
1.1.3 Pools Total	\$480,975.00	\$432,055.00
1.1.3 Showground Facilities		
1.2 User charges and fees	-\$1,091.00	-\$500.00
2.1 Employee benefits and on-costs	\$6,600.00	\$2,100.00
2.3 Materials	\$2,500.00	\$2,000.00
2.4 Contracts	\$2,250.00	\$2,250.00
2.5 Depreciation & amortisation	\$178,643.00	\$143,069.00
2.6 Other expenses	\$9,000.00	\$9,000.00
2.8 Internal expense	\$30,377.00	\$3,500.00
99 Uncapitalised Works In Progress	\$34,000.00	\$10,000.00

1.1.3 Showground Facilities Total	\$262,279.00	\$171,419.00
1.1.3 Sportsgrounds		
2.1 Employee benefits and on-costs	\$32,800.00	\$0.00
2.3 Materials	\$9,090.00	\$14,200.00
2.4 Contracts	\$7,400.00	\$9,000.00
2.6 Other expenses	\$18,550.00	\$18,550.00
2.8 Internal expense	\$60,710.00	\$60,210.00
99 Uncapitalised Works In Progress	\$0.00	\$40,000.00
1.1.3 Sportsgrounds Total	\$128,550.00	\$141,960.00
1.1.3 Town Streets		
2.1 Employee benefits and on-costs	\$226,500.00	\$37,772.00
2.3 Materials	\$7,500.00	\$5,000.00
2.4 Contracts	\$10,000.00	\$15,000.00
2.8 Internal expense	\$122,475.00	\$121,475.00
1.1.3 Town Streets Total	\$366,475.00	\$179,247.00
1.2.1 Naroo Aged Care		
1.2 User charges and fees	-\$850,000.00	-\$800,000.00
1.3 Interest and investment revenue	-\$5,629.00	\$0.00
1.5 Grants subsidies contributions - Op	-\$1,515,000.00	-\$2,000,000.00
1.95 Reserve transfers - from	-\$480,115.00	-\$321,460.00
2.1 Employee benefits and on-costs	\$1,794,500.00	\$2,041,450.00
2.2 Borrowing costs	\$48,000.00	\$50,000.00
2.3 Materials	\$240,600.00	\$259,050.00
2.4 Contracts	\$51,110.00	\$62,000.00
2.5 Depreciation & amortisation	\$189,666.00	\$113,597.00
2.6 Other expenses	\$117,200.00	\$89,200.00
2.8 Internal expense	\$49,400.00	\$65,500.00
99 Uncapitalised Works In Progress	\$480,115.00	\$501,460.00
1.2.1 Naroo Aged Care Total	\$119,847.00	\$60,797.00
1.2.2 LEMC		
2.8 Internal expense	\$2,400.00	\$2,500.00
1.2.2 LEMC Total	\$2,400.00	\$2,500.00
1.2.2 Other EMS		
2.1 Employee benefits and on-costs	\$1,430.00	\$0.00
2.3 Materials	\$2,802.00	\$0.00
2.4 Contracts	\$400.00	\$350.00
2.5 Depreciation & amortisation	\$2,485.00	\$1,700.00
2.6 Other expenses	\$41,965.00	\$35,538.00
2.8 Internal expense	\$3,463.00	\$0.00
1.2.2 Other EMS Total	\$52,545.00	\$37,588.00
1.2.2 Public Health Administration		
1.2 User charges and fees	-\$3,300.00	-\$3,300.00
1.2.2 Public Health Administration Total	-\$3,300.00	-\$3,300.00

1.2.2 Regulatory Services

1.2 User charges and fees	-\$11,298.00	-\$10,000.00
1.4 Other revenues	-\$10,200.00	-\$8,550.00
2.1 Employee benefits and on-costs	\$162,500.00	\$70,226.00
2.3 Materials	\$23,505.00	\$8,475.00
2.4 Contracts	\$6,000.00	\$12,000.00
2.5 Depreciation & amortisation	\$534.00	\$534.00
2.6 Other expenses	\$200.00	\$200.00
2.8 Internal expense	\$15,970.00	\$16,920.00
99 Uncapitalised Works In Progress	\$0.00	\$8,000.00
1.2.2 Regulatory Services Total	\$187,211.00	\$97,805.00

1.2.2 Rural Fire Service

1.5 Grants subsidies contributions - Op	-\$177,292.00	-\$254,500.00
2.1 Employee benefits and on-costs	\$65,375.00	\$0.00
2.3 Materials	\$35,589.00	\$200.00
2.4 Contracts	\$134,285.00	\$220,067.00
2.5 Depreciation & amortisation	\$88,224.00	\$80,727.00
2.6 Other expenses	\$436,784.00	\$508,000.00
2.8 Internal expense	\$56,397.00	\$0.00
1.2.2 Rural Fire Service Total	\$639,362.00	\$554,494.00

1.2.2 State Emergency Services

2.1 Employee benefits and on-costs	\$400.00	\$0.00
2.3 Materials	\$1,133.00	\$520.00
2.4 Contracts	\$3,059.00	\$4,672.00
2.5 Depreciation & amortisation	\$35,938.00	\$23,441.00
2.6 Other expenses	\$17,160.00	\$6,850.00
2.8 Internal expense	\$7,369.00	\$14,310.00
1.2.2 State Emergency Services Total	\$65,059.00	\$49,793.00

1.2.3 Libraries

1.2 User charges and fees	-\$500.00	-\$500.00
1.4 Other revenues	-\$680.00	\$0.00
1.5 Grants subsidies contributions - Op	-\$74,794.00	-\$74,794.00
2.1 Employee benefits and on-costs	\$118,000.00	\$122,000.00
2.3 Materials	\$130,600.00	\$131,000.00
2.4 Contracts	\$2,400.00	\$5,199.00
2.5 Depreciation & amortisation	\$4,707.00	\$4,707.00
2.6 Other expenses	\$26,800.00	\$26,800.00
2.8 Internal expense	\$17,650.00	\$0.00
1.2.3 Libraries Total	\$224,183.00	\$214,412.00

1.2.3 Roxy

1.2 User charges and fees	-\$40,120.00	-\$43,000.00
1.4 Other revenues	-\$10,233.00	\$0.00
1.7 Internal revenues	-\$1,170.00	\$0.00
2.1 Employee benefits and on-costs	\$34,409.00	\$400.00

2.2 Borrowing costs	\$13,500.00	\$11,500.00
2.3 Materials	\$48,289.00	\$65,700.00
2.4 Contracts	\$28,314.00	\$23,500.00
2.5 Depreciation & amortisation	\$197,764.00	\$116,187.00
2.6 Other expenses	\$26,711.00	\$7,500.00
2.8 Internal expense	\$21,727.00	\$400.00
99 Uncapitalised Works In Progress	\$40,000.00	\$0.00
1.2.3 Roxy Total	\$359,191.00	\$182,187.00

2.1 Tourism and Events

1.2 User charges and fees	-\$6,760.00	-\$6,200.00
1.4 Other revenues	-\$49,658.00	-\$45,650.00
1.5 Grants subsidies contributions - Op	-\$8,848.00	-\$8,848.00
2.1 Employee benefits and on-costs	\$161,350.00	\$151,958.00
2.2 Borrowing costs	\$4,200.00	\$4,000.00
2.3 Materials	\$70,032.00	\$66,474.00
2.4 Contracts	\$37,920.00	\$40,818.00
2.5 Depreciation & amortisation	\$19,726.00	\$12,765.00
2.6 Other expenses	\$21,250.00	\$7,500.00
2.8 Internal expense	\$39,400.00	\$16,000.00
2.1 Tourism and Events Total	\$288,612.00	\$238,817.00

2.1.1 Administration Buildings

1.7 Internal revenues	-\$150,000.00	-\$105,000.00
2.1 Employee benefits and on-costs	\$3,400.00	\$50.00
2.2 Borrowing costs	\$4,500.00	\$3,000.00
2.3 Materials	\$3,886.00	\$8,970.00
2.4 Contracts	\$67,961.00	\$79,498.00
2.5 Depreciation & amortisation	\$61,798.00	\$47,944.00
2.6 Other expenses	\$53,500.00	\$56,250.00
2.8 Internal expense	\$30,250.00	\$33,950.00
2.1.1 Administration Buildings Total	\$75,295.00	\$124,662.00

2.1.1 Aerodrome

2.1 Employee benefits and on-costs	\$1,700.00	\$7,999.00
2.3 Materials	\$2,000.00	\$2,826.00
2.5 Depreciation & amortisation	\$2,102.00	\$2,102.00
2.8 Internal expense	\$11,000.00	\$12,736.00
2.1.1 Aerodrome Total	\$16,802.00	\$25,663.00

2.1.1 Building Control

1.2 User charges and fees	-\$42,500.00	-\$24,000.00
1.4 Other revenues	-\$600.00	-\$550.00
2.1 Employee benefits and on-costs	\$5,000.00	\$401,302.00
2.3 Materials	\$750.00	\$750.00
2.4 Contracts	\$3,323.00	\$5,000.00
2.5 Depreciation & amortisation	\$14,508.00	\$14,508.00
2.8 Internal expense	\$22,250.00	\$22,250.00
2.1.1 Building Control Total	\$2,731.00	\$419,260.00

2.1.1 Local Roads

1.1 Rates and annual charges	-\$39,275.00	\$39,275.00
1.3 Interest and investment revenue	-\$40.00	\$0.00
1.5 Grants subsidies contributions - Op	-\$3,692,164.00	-\$3,692,163.00
1.6 Grants Subsidies Contributions - Cap	-\$1,004,248.00	-\$336,441.00
2.1 Employee benefits and on-costs	\$1,191,115.00	\$786,741.00
2.2 Borrowing costs	\$26,200.00	\$24,000.00
2.3 Materials	\$323,594.00	\$259,187.00
2.4 Contracts	\$31,966.00	\$52,665.00
2.5 Depreciation & amortisation	\$3,108,390.00	\$3,236,399.00
2.6 Other expenses	\$84,420.00	\$80,000.00
2.8 Internal expense	\$967,657.00	\$645,437.00
99 Uncapitalised Works In Progress	\$3,867,601.00	\$3,584,162.00
2.1.1 Local Roads Total	\$4,865,216.00	\$4,679,262.00

2.1.1 Museums

2.1 Employee benefits and on-costs	\$6,700.00	\$0.00
2.3 Materials	\$5,000.00	\$3,000.00
2.4 Contracts	\$8,300.00	\$5,750.00
2.5 Depreciation & amortisation	\$17,176.00	\$9,276.00
2.8 Internal expense	\$8,243.00	\$7,600.00
2.1.1 Museums Total	\$45,419.00	\$25,626.00

2.1.1 Other Buildings

1.4 Other revenues	-\$22,751.00	-\$20,450.00
1.90 Net gain from disposal of assets	-\$4,290.00	\$0.00
2.1 Employee benefits and on-costs	\$8,900.00	\$0.00
2.3 Materials	\$17,524.00	\$7,150.00
2.4 Contracts	\$16,000.00	\$33,548.00
2.5 Depreciation & amortisation	\$119,082.00	\$67,910.00
2.6 Other expenses	\$41,330.00	\$34,900.00
2.8 Internal expense	\$47,145.00	\$58,600.00
99 Sale Proceeds - Contra Sales	-\$305,000.00	\$0.00
99 Uncapitalised Works In Progress	\$15,000.00	\$0.00
2.1.1 Other Buildings Total	-\$67,060.00	\$181,658.00

2.1.1 Other engineering services

2.1 Employee benefits and on-costs	\$26,278.00	\$450.00
2.2 Borrowing costs	\$18,000.00	\$14,500.00
2.3 Materials	\$8,428.00	\$2,360.00
2.4 Contracts	\$12,700.00	\$10,050.00
2.5 Depreciation & amortisation	\$44,975.00	\$44,611.00
2.6 Other expenses	\$11,200.00	\$2,823.00
2.8 Internal expense	\$51,920.00	\$37,088.00
2.1.1 Other engineering services Total	\$173,501.00	\$111,882.00

2.1.1 Property

2.2 Borrowing costs	\$4,200.00	\$4,000.00
2.4 Contracts	\$1,500.00	\$1,000.00

2.8 Internal expense	\$9,200.00	\$25,000.00
99 Sale Proceeds - Contra Sales	-\$200,000.00	\$0.00
99 Uncapitalised Works In Progress	\$245,500.00	\$0.00
2.1.1 Property Total	\$60,400.00	\$30,000.00
2.1.1 Public Amenities		
2.1 Employee benefits and on-costs	\$14,300.00	\$0.00
2.3 Materials	\$10,800.00	\$10,500.00
2.4 Contracts	\$56,182.00	\$108,915.00
2.5 Depreciation & amortisation	\$39,752.00	\$28,036.00
2.6 Other expenses	\$7,100.00	\$7,350.00
2.8 Internal expense	\$9,770.00	\$11,620.00
2.1.1 Public Amenities Total	\$137,904.00	\$166,421.00
2.1.1 Public Halls		
1.2 User charges and fees	-\$1,150.00	-\$1,000.00
2.1 Employee benefits and on-costs	\$21,300.00	\$0.00
2.3 Materials	\$7,114.00	\$9,600.00
2.4 Contracts	\$20,932.00	\$23,664.00
2.5 Depreciation & amortisation	\$178,650.00	\$101,516.00
2.6 Other expenses	\$9,600.00	\$9,500.00
2.8 Internal expense	\$15,061.00	\$24,775.00
2.1.1 Public Halls Total	\$251,507.00	\$168,055.00
2.1.1 Quarry Operations		
1.7 Internal revenues	-\$35,000.00	-\$33,788.00
2.1 Employee benefits and on-costs	\$14,422.00	\$8,160.00
2.3 Materials	\$2,035.00	\$0.00
2.4 Contracts	\$9,461.00	\$8,640.00
2.5 Depreciation & amortisation	\$16,000.00	\$0.00
2.8 Internal expense	\$14,332.00	\$14,152.00
2.1.1 Quarry Operations Total	\$21,250.00	-\$2,836.00
2.1.1 Regional Roads		
1.5 Grants subsidies contributions - Op	-\$1,671,000.00	-\$1,671,000.00
1.6 Grants Subsidies Contributions - Cap	-\$296,447.00	-\$296,447.00
2.1 Employee benefits and on-costs	\$410,193.00	\$462,055.00
2.3 Materials	\$115,308.00	\$129,900.00
2.4 Contracts	\$1,099.00	\$1,275.00
2.5 Depreciation & amortisation	\$1,198,947.00	\$1,413,713.00
2.8 Internal expense	\$139,162.00	\$156,770.00
99 Uncapitalised Works In Progress	\$1,301,685.00	\$1,217,447.00
2.1.1 Regional Roads Total	\$1,198,947.00	\$1,413,713.00
2.1.2 Business and Economic Development		
1.2 User charges and fees	-\$2,500.00	-\$2,500.00
1.95 Reserve transfers - from	-\$3,400.00	\$0.00
2.1 Employee benefits and on-costs	\$20,562.00	\$54,121.00
2.3 Materials	\$23,700.00	\$21,900.00

2.4 Contracts	\$24,000.00	\$23,000.00
2.6 Other expenses	\$700.00	\$2,000.00
2.8 Internal expense	\$2,000.00	\$0.00
2.1.2 Business and Economic Development Total	\$65,062.00	\$98,521.00
2.1.3 Caravan Parks		
1.2 User charges and fees	-\$240,512.00	-\$249,411.00
1.4 Other revenues	-\$13,440.00	-\$4,372.00
1.6 Grants Subsidies Contributions - Cap	-\$231,395.00	\$0.00
2.1 Employee benefits and on-costs	\$206,361.00	\$123,774.00
2.2 Borrowing costs	\$25,500.00	\$20,000.00
2.3 Materials	\$24,450.00	\$23,800.00
2.4 Contracts	\$22,400.00	\$66,000.00
2.5 Depreciation & amortisation	\$63,286.00	\$61,368.00
2.6 Other expenses	\$57,865.00	\$59,229.00
2.8 Internal expense	\$52,291.00	\$47,660.00
99 Uncapitalised Works In Progress	\$231,395.00	\$210,359.00
2.1.3 Caravan Parks Total	\$198,201.00	\$358,407.00
2.1.3 Contracted Services		
1.4 Other revenues	-\$90,892.00	-\$90,892.00
2.1 Employee benefits and on-costs	\$97,083.00	\$112,953.00
2.3 Materials	\$1,000.00	\$1,000.00
2.6 Other expenses	\$700.00	\$1,000.00
2.8 Internal expense	\$5,217.00	\$7,500.00
2.1.3 Contracted Services Total	\$13,108.00	\$31,561.00
2.1.3 Cranky Rock		
1.2 User charges and fees	-\$5,200.00	-\$5,200.00
2.1 Employee benefits and on-costs	\$1,144.00	\$5,041.00
2.3 Materials	\$4,033.00	\$6,600.00
2.4 Contracts	\$72,800.00	\$31,000.00
2.5 Depreciation & amortisation	\$14,324.00	\$5,720.00
2.6 Other expenses	\$10,600.00	\$10,050.00
2.8 Internal expense	\$2,100.00	\$2,750.00
2.1.3 Cranky Rock Total	\$99,801.00	\$55,961.00
2.2 Children Services		
1.2 User charges and fees	-\$92,500.00	-\$92,500.00
1.4 Other revenues	-\$40,000.00	-\$45,000.00
1.5 Grants subsidies contributions - Op	-\$536,706.00	-\$533,463.00
1.95 Reserve transfers - from	-\$37,944.00	-\$3,200.00
2.1 Employee benefits and on-costs	\$544,204.00	\$636,753.00
2.3 Materials	\$69,444.00	\$41,500.00
2.4 Contracts	\$9,986.00	\$10,888.00
2.5 Depreciation & amortisation	\$20,657.00	\$13,332.00
2.6 Other expenses	\$12,020.00	\$10,650.00
2.8 Internal expense	\$62,771.00	\$65,611.00
2.2 Children Services Total	\$11,932.00	\$104,571.00

2.2.1 Training

1.4 Other revenues	-\$2,050.00	\$0.00
1.5 Grants subsidies contributions - Op	-\$21,750.00	\$0.00
1.7 Internal revenues	-\$350,000.00	-\$350,000.00
2.1 Employee benefits and on-costs	\$160,090.00	\$0.00
2.3 Materials	\$1,751.00	\$0.00
2.4 Contracts	\$188,159.00	\$350,000.00
2.8 Internal expense	\$30,000.00	\$0.00
2.2.1 Training Total	\$6,200.00	\$0.00

2.2.2 Gwydir Learning Region

1.95 Reserve transfers - from	-\$70,182.00	\$0.00
2.1 Employee benefits and on-costs	\$99,684.00	\$308,998.00
2.2 Borrowing costs	\$6,500.00	\$4,500.00
2.3 Materials	\$2,500.00	\$0.00
2.4 Contracts	\$840.00	\$0.00
2.5 Depreciation & amortisation	\$3,932.00	\$3,932.00
2.6 Other expenses	\$4,430.00	\$0.00
2.8 Internal expense	\$11,323.00	\$0.00
99 Uncapitalised Works In Progress	\$70,182.00	\$70,182.00
2.2.2 Gwydir Learning Region Total	\$129,209.00	\$387,612.00

2.2.2 Trade Training Centres

1.2 User charges and fees	-\$22,550.00	-\$25,000.00
1.4 Other revenues	-\$5,135.00	\$0.00
1.7 Internal revenues	-\$3,357.00	\$0.00
2.1 Employee benefits and on-costs	\$77,766.00	\$0.00
2.3 Materials	\$7,300.00	\$200.00
2.4 Contracts	\$2,691.00	\$2,198.00
2.6 Other expenses	\$7,474.00	\$0.00
2.8 Internal expense	\$1,530.00	\$0.00
2.2.2 Trade Training Centres Total	\$65,719.00	-\$22,602.00

3.1.1 Planning

1.2 User charges and fees	-\$64,500.00	-\$57,000.00
1.3 Interest and investment revenue	-\$4,000.00	-\$5,500.00
1.4 Other revenues	-\$4,500.00	-\$1,800.00
1.6 Grants Subsidies Contributions - Cap	-\$301,656.00	-\$200,000.00
2.1 Employee benefits and on-costs	\$72,386.00	\$300,839.00
2.3 Materials	\$6,880.00	\$5,880.00
2.4 Contracts	\$32,714.00	\$30,000.00
2.6 Other expenses	\$11,500.00	\$7,300.00
2.8 Internal expense	\$106,500.00	\$135,500.00
3.1.1 Planning Total	-\$144,676.00	\$215,219.00

3.1.3 Environment

1.2 User charges and fees	-\$1,890.00	-\$1,955.00
1.4 Other revenues	-\$15,510.00	-\$15,660.00

1.5 Grants subsidies contributions - Op	-\$6,826.00	-\$7,600.00
2.1 Employee benefits and on-costs	\$98,000.00	\$79,080.00
2.3 Materials	\$23,522.00	\$15,250.00
2.4 Contracts	\$35,631.00	\$34,900.00
2.6 Other expenses	\$4,629.00	\$3,375.00
2.8 Internal expense	\$20,730.00	\$13,080.00
99 Uncapitalised Works In Progress	\$0.00	\$2,000.00
3.1.3 Environment Total	\$158,286.00	\$122,470.00

3.1.3 Noxious Weeds

1.2 User charges and fees	-\$1,100.00	\$0.00
1.4 Other revenues	-\$4,000.00	\$0.00
1.5 Grants subsidies contributions - Op	-\$69,440.00	-\$80,000.00
1.95 Reserve transfers - from	-\$28,638.00	\$0.00
2.1 Employee benefits and on-costs	\$100,800.00	\$395,405.00
2.3 Materials	\$38,738.00	\$45,000.00
2.4 Contracts	\$11,600.00	\$11,600.00
2.6 Other expenses	\$3,400.00	\$3,400.00
2.8 Internal expense	\$56,350.00	\$64,350.00
99 Uncapitalised Works In Progress	\$22,553.00	\$5,000.00
3.1.3 Noxious Weeds Total	\$130,263.00	\$444,755.00

3.2.2 Water Supply Services

1.1 Rates and annual charges	-\$700,207.00	-\$700,207.00
1.2 User charges and fees	-\$776,641.00	-\$811,357.00
1.3 Interest and investment revenue	-\$11,351.00	\$0.00
1.4 Other revenues	-\$3,753.00	-\$1,000.00
1.5 Grants subsidies contributions - Op	-\$126,307.00	-\$23,807.00
2.1 Employee benefits and on-costs	\$461,600.00	\$493,100.00
2.2 Borrowing costs	\$131,000.00	\$120,000.00
2.3 Materials	\$256,100.00	\$257,100.00
2.4 Contracts	\$183,788.00	\$85,600.00
2.5 Depreciation & amortisation	\$426,386.00	\$400,268.00
2.6 Other expenses	\$265,724.00	\$265,700.00
2.8 Internal expense	\$169,850.00	\$169,850.00
99 Uncapitalised Works In Progress	\$373,000.00	\$386,000.00
3.2.2 Water Supply Services Total	\$649,189.00	\$641,247.00

3.2.3 Sewerage Services

1.1 Rates and annual charges	-\$635,315.00	-\$635,315.00
1.2 User charges and fees	-\$61,440.00	-\$61,974.00
1.3 Interest and investment revenue	-\$50,431.00	\$0.00
1.4 Other revenues	-\$1,000.00	-\$1,000.00
1.5 Grants subsidies contributions - Op	-\$20,475.00	-\$20,475.00
2.1 Employee benefits and on-costs	\$321,196.00	\$525,600.00
2.3 Materials	\$86,700.00	\$87,700.00
2.4 Contracts	\$18,000.00	\$18,000.00
2.5 Depreciation & amortisation	\$197,137.00	\$188,415.00
2.6 Other expenses	\$49,879.00	\$49,800.00

2.8 Internal expense	\$147,130.00	\$150,250.00
99 Uncapitalised Works In Progress	\$469,992.00	\$549,000.00
3.2.3 Sewerage Services Total	\$521,373.00	\$850,001.00
3.2.3 Waste Management		
1.1 Rates and annual charges	-\$1,410,615.00	-\$1,411,000.00
1.2 User charges and fees	\$0.00	-\$1,500.00
1.3 Interest and investment revenue	-\$65,988.00	-\$68,200.00
1.4 Other revenues	-\$129,681.00	-\$112,530.00
1.5 Grants subsidies contributions - Op	-\$36,000.00	-\$36,000.00
2.1 Employee benefits and on-costs	\$316,520.00	\$480,000.00
2.2 Borrowing costs	\$5,100.00	\$4,500.00
2.3 Materials	\$168,234.00	\$148,850.00
2.4 Contracts	\$705,402.00	\$721,600.00
2.5 Depreciation & amortisation	\$71,869.00	\$72,004.00
2.6 Other expenses	\$9,402.00	\$9,200.00
2.8 Internal expense	\$159,700.00	\$154,500.00
99 Uncapitalised Works In Progress	\$80,000.00	\$110,000.00
3.2.3 Waste Management Total	-\$126,057.00	\$71,424.00
4.2.1 Private Works		
1.4 Other revenues	-\$160,000.00	-\$100,000.00
2.1 Employee benefits and on-costs	\$117,548.00	\$60,000.00
2.3 Materials	\$15,383.00	\$0.00
2.4 Contracts	\$2,048.00	\$0.00
2.8 Internal expense	\$95,021.00	\$0.00
4.2.1 Private Works Total	\$70,000.00	-\$40,000.00
5.1 Control accounts		
1.95 Reserve transfers - from	-\$48,588.00	\$0.00
2.1 Employee benefits and on-costs	\$0.00	\$108,139.00
5.1 Control accounts Total	-\$48,588.00	\$108,139.00
5.1 Organisational Development Administration		
2.1 Employee benefits and on-costs	\$270,000.00	\$138,589.00
2.3 Materials	\$950.00	\$600.00
2.6 Other expenses	\$1,500.00	\$0.00
2.8 Internal expense	\$55,988.00	\$40,000.00
Total	\$328,438.00	\$179,189.00
5.1 Plant & Workshop		
1.4 Other revenues	-\$1,925.00	\$0.00
1.7 Internal revenues	-\$3,459,000.00	-\$3,459,000.00
1.90 Net gain from disposal of assets	-\$5,184.00	\$0.00
2.1 Employee benefits and on-costs	\$494,938.00	\$615,078.00
2.2 Borrowing costs	\$62,000.00	\$36,000.00
2.3 Materials	\$1,572,494.00	\$1,571,750.00
2.4 Contracts	\$18,940.00	\$22,440.00
2.5 Depreciation & amortisation	\$863,812.00	\$910,236.00

2.6 Other expenses	\$151,500.00	\$309,000.00
2.8 Internal expense	\$149,306.00	\$148,206.00
2.90 Net loss from disposal of assets	\$126,195.00	\$0.00
99 Sale Proceeds - Contra Sales	-\$215,428.00	-\$300,000.00
99 Uncapitalised Works In Progress	\$1,545,050.00	\$1,525,000.00
5.1 Plant & Workshop Total	\$1,302,698.00	\$1,378,710.00

5.1 Purchasing and procurement

1.4 Other revenues	-\$2,000.00	\$0.00
1.7 Internal revenues	-\$62,514.00	\$0.00
2.1 Employee benefits and on-costs	\$107,000.00	\$90,433.00
2.3 Materials	\$1,000.00	\$0.00
2.6 Other expenses	\$1,200.00	\$0.00
2.8 Internal expense	\$40,467.00	\$0.00
5.1 Purchasing and procurement Total	\$85,153.00	\$90,433.00

5.1 Risk

1.4 Other revenues	-\$40,000.00	-\$40,000.00
1.7.5 Internal General Revenue Transfers	\$0.00	-\$9,500.00
2.1 Employee benefits and on-costs	\$55,000.00	\$123,823.00
2.3 Materials	\$11,450.00	\$16,450.00
2.4 Contracts	\$27,000.00	\$27,000.00
2.6 Other expenses	\$772,650.00	\$653,411.00
2.8 Internal expense	\$13,300.00	\$18,800.00
5.1 Risk Total	\$839,400.00	\$789,984.00

5.1.1 Financial Administration

1.2 User charges and fees	-\$9,500.00	-\$9,600.00
1.3 Interest and investment revenue	-\$1,000.00	-\$1,100.00
1.4 Other revenues	-\$2,801.00	-\$1,500.00
1.7 Internal revenues	-\$650,000.00	-\$800,000.00
2.1 Employee benefits and on-costs	\$641,500.00	\$869,072.00
2.3 Materials	\$79,000.00	\$54,000.00
2.4 Contracts	\$140,000.00	\$165,000.00
2.6 Other expenses	\$64,000.00	\$66,000.00
2.8 Internal expense	\$202,500.00	\$351,000.00
99 Uncapitalised Works In Progress	\$0.00	\$40,000.00
5.1.1 Financial Administration Total	\$463,699.00	\$732,872.00

5.1.1 General Revenues

1.1 Rates and annual charges	-\$7,922,607.00	-\$8,133,325.00
1.3 Interest and investment revenue	-\$58,000.00	-\$18,000.00
1.5 Grants subsidies contributions - Op	-\$4,591,502.00	-\$2,953,000.00
2.3 Materials	\$28,000.00	\$0.00
2.4 Contracts	\$13,000.00	\$0.00
5.1.1 General Revenues Total	-\$12,531,109.00	-\$11,104,325.00

5.1.2 Information Services

1.7 Internal revenues	-\$850,000.00	-\$850,000.00
-----------------------	---------------	---------------

2.1 Employee benefits and on-costs	\$460,000.00	\$764,000.00
2.2 Borrowing costs	\$6,500.00	\$5,500.00
2.3 Materials	\$315,952.00	\$315,800.00
2.4 Contracts	\$70,000.00	\$50,000.00
2.5 Depreciation & amortisation	\$58,782.00	\$64,394.00
2.6 Other expenses	\$115,000.00	\$109,000.00
2.8 Internal expense	\$164,833.00	\$167,833.00
99 Uncapitalised Works In Progress	\$100,000.00	\$150,000.00
5.1.2 Information Services Total	\$441,067.00	\$776,527.00
5.1.3 Depot Operations		
2.1 Employee benefits and on-costs	\$10,850.00	\$400.00
2.3 Materials	\$7,600.00	\$7,300.00
2.4 Contracts	\$29,186.00	\$18,145.00
2.5 Depreciation & amortisation	\$110,448.00	\$85,073.00
2.6 Other expenses	\$34,000.00	\$34,000.00
2.8 Internal expense	\$61,500.00	\$61,500.00
99 Uncapitalised Works In Progress	\$0.00	\$5,000.00
5.1.3 Depot Operations Total	\$253,584.00	\$211,418.00
5.1.3 Human Resources		
1.7 Internal revenues	-\$720,000.00	-\$720,000.00
2.1 Employee benefits and on-costs	\$700,600.00	\$388,278.00
2.3 Materials	\$24,970.00	\$15,850.00
2.6 Other expenses	\$15,400.00	\$0.00
2.8 Internal expense	\$184,087.00	\$126,200.00
5.1.3 Human Resources Total	\$205,057.00	-\$189,672.00
5.1.3 Workers Comp		
1.4 Other revenues	-\$70,000.00	-\$70,000.00
2.1 Employee benefits and on-costs	\$70,000.00	\$0.00
5.1.3 Workers Comp Total	\$0.00	-\$70,000.00
5.1.5 Elected Members		
1.4 Other revenues	-\$4,236.00	-\$2,000.00
2.1 Employee benefits and on-costs	\$87,500.00	\$93,000.00
2.3 Materials	\$12,500.00	\$78,500.00
2.6 Other expenses	\$178,000.00	\$184,000.00
2.8 Internal expense	\$92,500.00	\$100,000.00
5.1.5 Elected Members Total	\$366,264.00	\$453,500.00
5.1.5 Executive Services		
1.2 User charges and fees	-\$27.00	\$0.00
1.4 Other revenues	-\$500.00	\$0.00
1.5 Grants subsidies contributions - Op	\$10,000.00	-\$1,412,000.00
1.6 Grants Subsidies Contributions - Cap	-\$1,025,395.00	-\$4,793,800.00
1.95 Reserve transfers - from	-\$1,392,830.00	-\$248,406.00
2.1 Employee benefits and on-costs	\$511,000.00	\$1,073,626.00
2.2 Borrowing costs	\$53,949.00	\$55,000.00

2.3 Materials	\$100,588.00	\$1,574,039.00
2.4 Contracts	\$340,906.00	\$328,500.00
2.6 Other expenses	\$260,500.00	\$224,157.00
2.8 Internal expense	\$153,500.00	\$167,000.00
99 Uncapitalised Works In Progress	\$2,438,099.00	\$5,684,003.00
5.1.5 Executive Services Total	\$1,449,790.00	\$2,652,119.00

State Roads (RMS WORKS)

1.2 User charges and fees	-\$1,696,100.00	-\$490,000.00
1.5 Grants subsidies contributions - Op	-\$24,584.00	\$0.00
2.1 Employee benefits and on-costs	\$295,775.00	\$171,874.00
2.3 Materials	\$254,566.00	\$70,404.00
2.4 Contracts	\$870,891.00	\$130,301.00
2.8 Internal expense	\$201,860.00	\$117,421.00
State Roads (RMS WORKS) Total	-\$97,592.00	\$0.00

Technical Services Administration

1.4 Other revenues	-\$67,430.00	-\$65,000.00
1.5 Grants subsidies contributions - Op	-\$1,200.00	-\$1,200.00
2.1 Employee benefits and on-costs	\$583,860.00	\$585,500.00
2.2 Borrowing costs	\$57,420.00	\$58,000.00
2.3 Materials	\$17,235.00	\$22,250.00
2.4 Contracts	\$2,500.00	\$2,500.00
2.6 Other expenses	\$9,915.00	\$7,250.00
2.8 Internal expense	\$205,380.00	\$81,000.00
Technical Services Administration Total	\$807,680.00	\$690,300.00

Capital Works Program 2021

Work Order	Next Year Budget
00002559 - GLR Primary Production	50,595
00002769 - Naroo Hostel extension project	180,000
00003349 - Sealed Shire Roads Renewall Program	899,999
00003507 - Bus Shelters - capex	6,000
00003508 - Purchase of Tools and Equipment	15,000
00004027 - Urban Streets Reseals	400,000
00004030 - Repair program Sealed Regional Roads	725,118
00004031 - Supplementary block grant Sealed Regional	492,329
00004039 - Upgrade animal cages - LTP proposal 2014	4,000
00004044 - mains replacement GE Reservoir	200,000
00004425 - Gwydir Oval Amenities - Kitchenette In broad cast	40,000
00004449 - IT annual replacement programProposal 2	50,000
00004481 - Telemetry upgrade Warialda bores / Gravesend Bore	30,000
00004636 - 140930 Gwydir Learning Region TTC DET Gr	19,587
00004766 - 2015-16 PROPOSAL - WATER main replacemen	66,000
00004768 - Water main replacement - West St Bingara - Heber t	20,000
00004781 - Water main replacement program Warialda	50,000
00004920 - Cemetery - Warialda - Capital Works Entrance Signs	1,000
00004924 - Footpaths - Budget For LTP - BUDGET ONLY NO TRANSA	6,300
00004929 - BUDGET ONLY FOR LTP	2,000
00005032 - Stormwater - Warialda - new 65m Stormwater Install	22,638
00005129 - Plant Renewal Program for LTP - BUDGET ON	1,500,000
00005387 - Fence Erection Landfills - Shire WideID 1123	95,000
00005389 - Purchase Firearm and Personal CCTV	4,000
00005776 - Asset Renewals Sewer Fund	529,000
00005780 - BUDGET - Depots - ONLY FOR LTP	5,000
00005914 - Warialda High Productivity Vehicle Route	636,442
00005943 - Stormwater - Spring Street Bingara Upgra	16,637
00006052 - Big River Dreaming - Trails and Rest Stops - Resta	291,454
00006053 - Big River Dreaming - Interpretive Centre - Restart	1,250,232
00006055 - Big River Dreaming - Trail Markers - Restart NSW F	51,282
00006056 - Big River Dreaming - Splash Park - Restart NSW Fun	407,848
00006057 - Big River Dreaming - Activity Centre - Restart NSW	438,661
00006061 - Bingara Swimming Complex - Splash Park - Stronger	229,837
00006071 - Bingara Historical Centre - Additional Buildings -	28,463
00006075 - Sewer - Humus Tank Replacement Pump	20,000
00006078 - Gravesend Sports Ground - Amenities Building and F	67,481
00006081 - Big River Dreaming - Information Station Signage -	65,799
00006159 - Kerb & Gutter - Bingara - Riddell Street	32,000
00006208 - Gwydir Oval Bingara - Grandstand Upgrade	8,500
00006220 - Warialda Recreation Ground - Improvements - Strong	96,128
00006220 - Warialda Recreation Ground - Improvements - Strong	321,460
00006220 - Warialda Recreation Ground - Improvements - Strong	10,000
00006220 - Warialda Recreation Ground - Improvements - Strong	210,359
00006220 - Warialda Recreation Ground - Improvements - Strong	10,000
00006220 - Warialda Recreation Ground - Improvements - Strong	20,000
00006220 - Warialda Recreation Ground - Improvements - Strong	6,000
00006220 - Warialda Recreation Ground - Improvements - Strong	5,000
00006220 - Warialda Recreation Ground - Improvements - Strong	1,407,000
00006220 - Warialda Recreation Ground - Improvements - Strong	490,000
00006220 - Warialda Recreation Ground - Improvements - Strong	45,000
00006220 - Warialda Recreation Ground - Improvements - Strong	60,000
00006220 - Warialda Recreation Ground - Improvements - Strong	100,000
00006220 - Warialda Recreation Ground - Improvements - Strong	1,564,146
00006220 - Warialda Recreation Ground - Improvements - Strong	100,000
00006220 - Warialda Recreation Ground - Improvements - Strong	71,458
00006220 - Warialda Recreation Ground - Improvements - Strong	107,340
00006220 - Warialda Recreation Ground - Improvements - Strong	52,713
00006220 - Warialda Recreation Ground - Improvements - Strong	414,807
00006220 - Warialda Recreation Ground - Improvements - Strong	40,000
00006220 - Warialda Recreation Ground - Improvements - Strong	15,000
00006220 - Warialda Recreation Ground - Improvements - Strong	110,000
00006220 - Warialda Recreation Ground - Improvements - Strong	1,182,000
00006220 - Warialda Recreation Ground - Improvements - Strong	5,000,000
00006220 - Warialda Recreation Ground - Improvements - Strong	<u>20,396,613</u>
00006220 - Warialda Recreation Ground - Improvements - Strong	
00006220 - Warialda Recreation Ground - Improvements - Strong	\$500,000.00
00006220 - Warialda Recreation Ground - Improvements - Strong	\$700,000.00
00006220 - Warialda Recreation Ground - Improvements - Strong	<u>\$300,000.00</u>
00006220 - Warialda Recreation Ground - Improvements - Strong	<u>\$1,500,000.00</u>
00006220 - Warialda Recreation Ground - Improvements - Strong	
00006220 - Warialda Recreation Ground - Improvements - Strong	\$21,896,613.00
00006220 - Warialda Recreation Ground - Improvements - Strong	



Gwydir Shire Council

**Integrated Planning
and Reporting**

**Fees and Charges
2020/2021**

Table Of Contents


Gwydir Shire Council.....	8
Aged Care.....	8
RENTAL PROPERTIES.....	8
AGED CARE UNITS – BINGARA AND WARIALDA.....	8
NAROO HOSTEL.....	8
Naroo Hostel – Accommodation Charges.....	8
Naroo Hostel – Transport Charges.....	9
HACC – BINGARA.....	9
HACC – WARIALDA / DELUNGRA.....	10
Animals.....	11
ANTI-BARKING DOG COLLAR.....	11
COMMON FEES.....	11
COMPANION ANIMALS ACT – Registration.....	11
TRAP HIRE – CAT.....	13
SALEYARDS – Sale of Stock.....	14
Portable Yard and Loading Ramp.....	14
Caravan Parks.....	15
SHORT-TERM ACCOMMODATION.....	15
Caravan Powered Site.....	15
Caravan Unpowered Site.....	15
Camping Sites – Powered.....	15
Camping Sites – Unpowered.....	15
Additional Persons, Caravan or Camping Site.....	15
Standard Ensuite Cabins.....	15
Deluxe Ensuite Cabins & Deluxe Ensuite Disability Access Cabins.....	15
Additional Persons, Cabins.....	16
Other.....	16
LONG-TERM ACCOMMODATION.....	16
Permanent Residents.....	16
NORTH STAR CARAVAN PARK.....	16
Cemeteries.....	17
Plot.....	17
Interment.....	17
Exhumation.....	17
Columbarium Niche.....	17
Cemeteries Other.....	18
Conveyancing Certificates.....	19
OUTSTANDING HEALTH AND BUILDING NOTICES.....	19
SECTION 149 CERTIFICATES.....	19
DRAINAGE DIAGRAMS.....	19
NOXIOUS WEEDS.....	19
SECTION 603 CERTIFICATES.....	19
Development Applications.....	20

ARCHIVING FEES.....	20
BUILDING INFORMATION CERTIFICATES – S6.24.....	20
BUSH FIRE ASSESSMENT.....	20
COMPLYING DEVELOPMENT.....	21
COMPLYING/CONSTRUCTION/BUILDING INSPECTIONS (ADDITIONAL).....	21
CONSTRUCTION CERTIFICATES.....	21
DEVELOPMENT APPLICATION FEES.....	22
DEVELOPMENT APPLICATIONS (OTHER).....	23
DEVELOPMENT APPLICATION REFERRAL FEES.....	23
ESSENTIAL SERVICES.....	23
MISCELLANEOUS FEES (LONG SERVICE, ETC).....	23
DEVELOPMENT INSPECTION FEES – OTHER.....	24
MODIFICATION OF CONSENT.....	25
Under s4.55(1).....	25
Under s4.55(1A) – Minor – (Generally little or no assessment needed).....	25
Under s4.55(1A) – Major – (Assessment needed).....	25
Under s96(2).....	26
COMPLYING/CONSTRUCTION/BUILDING (PRINCIPAL CERTIFIER) INSPECTION FEES.....	26
SECTION 8.2 – REVIEW OF A DETERMINATION.....	27
SUBDIVISION APPLICATIONS.....	27
SUBDIVISION CONSTRUCTION CERTIFICATES.....	28
Minor works such as clearing boundaries for fence lines.....	28
Major works such as roads, water, sewer, drainage.....	28
Subdivision Certificate – Including release of linen plan.....	28
DWELLING ENTITLEMENT.....	28
TEMPORARY OCCUPATION.....	29
Engineering Construction and Quarries.....	30
VEHICULAR CROSSING.....	30
KERB AND GUTTER CONSTRUCTION.....	30
KERB LAYBACK AND DRIVEWAY CONSTRUCTION.....	30
QUARRY PRODUCTS.....	30
Engineering Inspections / Approvals.....	31
Engineering Plans/Construction Certificate – Approval.....	31
Inspections.....	31
Environmental.....	32
NOISE READINGS.....	32
NOXIOUS WEEDS – Private Property Spraying.....	32
PROTECTION OF THE ENVIRONMENT ACT.....	32
ENVIRONMENTAL SOIL AND WATER TESTING.....	32
ENVIRONMENTAL FEES (OTHER).....	33
Governance.....	34
GIPA.....	34
LEGAL COSTS.....	34
Gwydir Learning Region – Registered Training Organisation (RTO # 40724).....	35

Heavy Vehicle Driving Licence Training.....	35
Hall Hire.....	36
GWYDIR SHIRE HALLS.....	36
Bond.....	36
Hall & Equipment Hire.....	36
Health.....	37
FOOD PREMISES.....	37
HEALTH INSPECTIONS.....	37
SWIMMING POOLS – Bingara and Warialda.....	38
AMUSEMENT DEVICES.....	38
APPROVAL TO BURN.....	38
Impounding Fees.....	39
VEHICLES, STRUCTURES & EQUIPMENT.....	39
COMPANION ANIMALS.....	39
FOOTPATH SIGNS, STANDS, etc.....	39
BIKES, SKATE BOARDS, etc.....	39
IMPOUNDING FEES (Stock).....	39
SUSTENANCE CHARGES.....	39
DRIVING FEES.....	40
ADMINISTRATION.....	40
OTHER IMPOUNDING FEES.....	40
DETERRENT FEES (Animals Impounded by Council).....	40
PENALTY NOTICES/OFFENCES.....	40
Library Services.....	41
LIBRARY SERVICES (All).....	41
Living Classroom and Trade Training Centre.....	42
LIVING CLASSROOM AND TRADE TRAINING KITCHEN.....	42
Living Classroom – Other Fees.....	42
Living Classrom Guided Tours.....	42
Living Classroom Hire – Corporate.....	42
Living Classroom Hire – Not-for-Profit.....	42
Living Classroom Kitchen Hire.....	42
Trade Training Kitchen.....	42
Residential Bunkhouse.....	43
The Living Classroom Event Hire.....	43
Meeting Room Hire.....	44
Room Hire – AVAILABLE only 8:30am to 5:00pm.....	44
Planning and Development – Other.....	45
BUSKERS.....	45
CIRCUS.....	45
DEVELOPMENT ADVICE.....	45
GENERAL (BUILDING ACCREDITATION, ETC).....	45
FOOTWAY RESTAURANT LEASES / RENT.....	45
Planning.....	46
REZONING APPLICATION.....	46

SECTION 10.8 CERTIFICATES.....	46
LOCAL ENVIRONMENT PLAN.....	46
DEVELOPMENT CONTROL PLAN.....	46
Plant Hire – Engineering Services.....	47
Plant Hire, including operator.....	47
Plant Hire – Water and Sewer.....	48
WATER AND SEWER – MISCELLANEOUS PLANT.....	48
Portable Toilets.....	48
Sewer Chokes.....	48
Sewer Jetter.....	48
Inspection Camera.....	48
Service Locator.....	48
Printing and Photocopying.....	49
PHOTOCOPYING – FAXING.....	49
Black and White.....	49
Colour.....	49
Other – Photocopying / Faxing.....	49
PRINTING.....	49
Plan Printing.....	49
Promotional Flags.....	50
Property and Rating.....	51
RATING (GENERAL).....	51
INFORMATION – PROPERTY.....	51
MAPPING / GIS / RURAL ADDRESSING.....	51
Recreation.....	52
GWYDIR FITNESS CENTRE.....	52
Other.....	52
Casual.....	52
Monthly.....	52
6 Monthly.....	52
Facility Usage by Personal Trainer.....	52
WARIALDA SPORTS STADIUM.....	53
Hire.....	53
CRANKY ROCK RESERVE.....	53
Primitive Camping Area – Powered Site.....	53
Primitive Camping Area – Unpowered Site.....	53
MARKET STALLS.....	53
Roxy.....	54
CONFERENCE ROOM HIRE.....	54
MEETING ROOM HIRE – Approx 10 People.....	54
THEATRE HIRE – Functions/Presentations/Weddings.....	54
KITCHEN HIRE IN CONJUNCTION WITH THEATRE HIRE.....	55
OTHER HIRE.....	55
TEA AND COFFEE.....	55
ROXY TOURS.....	55

MOVIES.....	55
Section 68 – Approvals.....	56
ONSITE SEWERAGE MANAGEMENT (OSSM) – APPROVALS.....	56
Applications – OSSM Approval.....	56
Inspections – OSSM Approval.....	56
Other – OSSM Approval.....	56
SECTION 68 – ACTIVITY APPLICATION.....	56
SEWER – SEWERAGE APPLICATIONS / WORKS CONNECTIONS – Approval.....	56
WATER – CONNECT TO WATER MAIN APPLICATIONS / WORKS – Application.....	57
CARAVAN PARK APPROVAL AND INSPECTION.....	57
Sewerage and Trade Waste.....	58
SEWER CONNECTION / SUPPLIES.....	58
Sewer Connection.....	58
Annual Sewer Charge.....	58
TRADE WASTE USAGE CHARGES (WATER AND SEWER).....	58
LIQUID TRADE WASTE.....	58
Showground.....	59
SHOWGROUND FACILITIES.....	59
General Hire.....	59
Cleaning.....	59
Electricity Charges.....	59
Showground Waste Management.....	59
Showground Camping.....	60
Equestrian Events.....	60
Rodeo Yards.....	60
Travelling Show / Circus.....	60
Social And Children Services.....	61
LOW INCOME HOUSING.....	61
PRE-SCHOOL.....	61
TOY LIBRARY (Bingara and Warialda).....	61
THARAWONGA.....	61
VACATION CARE.....	61
Sports Fields and Ovals.....	62
OVAL HIRE (Junior sports clubs exempt from fees).....	62
Seasonal Hire.....	62
Casual Hire.....	62
Line Marking.....	62
Swimming Pools.....	63
SWIMMING POOLS (RECREATIONAL) – BINGARA AND WARIALDA.....	63
Full Season Ticket.....	63
Half Season Ticket.....	63
Weekly Ticket.....	63
Daily Session.....	63
Waste.....	64
LANDFILL – WASTE DISPOSAL FEES.....	64
Other – Waste Disposal Fees*.....	64



Mulch.....	65
MOBILE GARBAGE BINS / RECYCLE BINS.....	65
WASTE MANAGEMENT – COMMERCIAL / INDUSTRIAL.....	65
WASTE MANAGEMENT – DOMESTIC.....	65
CHIPPER HIRE.....	65
Water Supply.....	66
WATER METERS.....	66
WATER CONSUMPTION.....	66
WATER SUPPLY – OTHER.....	66
WATER SUPPLIES – ACCESS CHARGE.....	67
WARIALDA TRUCK WASH.....	67

Name	Year 19/20 Fee (incl. GST)	Year 20/21 Fee (incl. GST)	GST
------	----------------------------------	----------------------------------	-----

Gwydir Shire Council

Aged Care

RENTAL PROPERTIES

Fee Methodology: Market value

Rental Properties		By Negotiation	N
-------------------	--	----------------	---

AGED CARE UNITS – BINGARA AND WARIALDA

Aged care units \$110.00 from 01/04/2014

Fee Methodology: Market value

Warialda units, per week	\$115.00	\$115.00	N
Bingara units, per week	\$115.00	\$115.00	N

NAROO HOSTEL

Fee Methodology: As per fees and charges DH&A, financial assessment by Centrelink/DVAD/DH&A and income threshold

Naroo Hostel – Accommodation Charges

Daily Charge	\$50.66	\$52.25	N
--------------	---------	---------	---

Fee is calculated using Base rate and individual residents Means Test. Therefore each residents Daily Charge fee is unique depending on these aspects.
Daily Fee is reviewed bi-annually in March & September. The fees and charges will be amended accordingly when these figures are advised.

Non-Standard Resident Contribution	\$54.33	\$38.85	N
Maximum Refundable Accommodation Deposit	\$290,000.00	\$290,000.00	N

Name	Year 19/20 Fee (incl. GST)	Year 20/21 Fee (incl. GST)	GST
------	----------------------------------	----------------------------------	-----

Naroo Hostel – Transport Charges

Please Note - Payment for service can be added to residents monthly account or paid for on the day transport is provided.

Return trip from Naroo Hostel to Armidale	\$70.00	\$70.00	Y
Return trip from Naroo Hostel to Bingara	\$25.00	\$25.00	Y
Return trip from Naroo Hostel to Delungra	\$20.00	\$20.00	Y
Return trip from Naroo Hostel to Gravesend	\$15.00	\$15.00	Y
Return trip from Naroo Hostel to Inverell	\$30.00	\$30.00	Y
Return trip from Naroo Hostel to Moree	\$40.00	\$40.00	Y
Return trip from Naroo Hostel to Narrabri	\$65.00	\$65.00	Y
Return trip from Naroo Hostel to Tamworth	\$70.00	\$70.00	Y
Return trip from Naroo Hostel to Toowoomba	\$100.00	\$100.00	Y
Local trips within the township of Wialda – FREE OF CHARGE	Local trips from Naroo Hostel to destination within the township of Wialda - Free of Charge		Y

HACC – BINGARA

Car Occupancy - Every person in the vehicle pays the nominated charge. Carers of clients travel free unless they also have an appointment.

Fee Methodology: Cost recovery as per policies and procedures (where all HACC fees are recorded and reviewed as per policy schedule).

Day Centre – Meal – Morning Tea	\$3.00	\$5.00	N
Day Centre – Meal – Bingara	\$10.00	\$12.00	N
Day Centre – Meal – Home Delivered – Bingara	\$8.00	\$8.00	N
Transport (Bingara HACC) – Access Bus – Inverell	\$15.00	\$15.00	N
Transport (Bingara HACC) – Access Bus – Local Transport	\$5.00	\$5.00	N
Transport (Bingara HACC) – Wialda, Inverell, Barraba	\$30.00	\$30.00	N
Transport (Bingara HACC) – Moree, Narrabri	\$45.00	\$45.00	N
Transport (Bingara HACC) – Tamworth	\$55.00	\$55.00	N
Transport (Bingara HACC) – Armidale	\$55.00	\$55.00	N
Transport (Bingara HACC) – Other Service Providers, (\$0.65 per km plus volunteer reimbursement), per km	\$0.65	\$0.65	N
Transport (Bingara HACC) – Day Trips	TBA		N
	Min. Fee excl. GST: \$10.00		
Volunteer Reimbursement (Bingara HACC) – Access Bus, per client	\$5.00	\$5.00	N
Volunteer Reimbursement (Bingara HACC) – Inverell, Wialda, Barraba	\$10.00	\$10.00	N
Volunteer Reimbursement (Bingara HACC) – Moree	\$15.00	\$15.00	N
Volunteer Reimbursement (Bingara HACC) – Tamworth, Armidale	\$20.00	\$20.00	N
Volunteer Reimbursement (Bingara HACC) – Meal Delivery	\$5.00	\$5.00	N

Name	Year 19/20 Fee (incl. GST)	Year 20/21 Fee (incl. GST)	GST
------	----------------------------------	----------------------------------	-----

HACC – WARIALDA / DELUNGRA

Car Occupancy - Every person in the vehicle pays the nominated charge. Carers of clients travel free unless they also have an appointment.

Fee Methodology: Cost recovery as per Policies and Procedures

Day Centre – Monday	\$20.00	\$20.00	N
Day Centre – Meal – Warialda/Delungra	\$8.00	\$10.00	N
Day Centre – Meal – Home Delivered – Warialda/Delungra	\$8.00	\$8.00	N
Day Centre – Friday Cards	\$3.00	\$5.00	N
Day Centre – Delungra	\$10.00	\$12.00	N
Transport (Warialda/Delungra HACC) – Inverell Access Bus from Warialda	\$10.00	\$10.00	N
Transport (Warialda/Delungra HACC) – Inverell access Bus from Delungra	\$10.00	\$10.00	N
Transport (Warialda/Delungra HACC) – Local	\$5.00	\$5.00	N
Transport (Warialda/Delungra HACC) – Inverell	\$30.00	\$30.00	N
Transport (Warialda/Delungra HACC) – Moree	\$40.00	\$40.00	N
Transport (Warialda/Delungra HACC) – Tamworth, Armidale	\$70.00	\$70.00	N
Transport (Warialda/Delungra HACC) – Narrabri	\$20.00	\$50.00	N
Transport (Warialda/Delungra HACC) – Toowoomba, per trip (2012/2013 was per km)	\$100.00	\$100.00	N
Transport (Warialda/Delungra HACC) – Other Service Providers, (\$0.65 per km plus volunteer reimbursement), per km	\$0.65	\$0.65	N
Trips (Warialda/Delungra HACC) – Day Trips		TBA	N
		Min. Fee excl. GST: \$10.00	
Hire (Warialda/Delungra HACC) – Community Bus – Deposit	\$50.00	\$50.00	N
Hire (Warialda/Delungra HACC) – Community Bus – Bus, per KM	\$1.20	\$1.20	N
Hire (Warialda/Delungra HACC) – Community Bus – Bus – People with a disability, per km	\$1.20	\$1.20	N
Hire (Warialda/Delungra HACC) – Community Bus – Bus – Town Trips	\$10.00	\$10.00	N
Hire (Warialda/Delungra HACC) – Room	\$20.00	\$30.00	N
Hire (Warialda/Delungra HACC) – Room – Cleaning Fee (if needed)	\$50.00	\$50.00	Y
Volunteer Reimbursement (Warialda/Delungra HACC) – Access Bus	\$20.00	\$20.00	N
Volunteer Reimbursement (Warialda/Delungra HACC) – Inverell	\$12.00	\$12.00	N
Volunteer Reimbursement (Warialda/Delungra HACC) – Moree	\$15.00	\$15.00	N
Volunteer Reimbursement (Warialda/Delungra HACC) – Narrabri	\$65.00	\$65.00	N
Volunteer Reimbursement (Warialda/Delungra HACC) – Tamworth, Armidale	\$20.00	\$20.00	N
Volunteer Reimbursement (Warialda/Delungra HACC) – Toowoomba	\$40.00	\$40.00	N

Name	Year 19/20 Fee (incl. GST)	Year 20/21 Fee (incl. GST)	GST
------	----------------------------------	----------------------------------	-----

Animals

Fee Methodology: Service operates in a competitive market and is fixed similar to other providers.

ANTI-BARKING DOG COLLAR

Damaged unit (major): Fee is cost of replacement unit

Hire Per 3 Weeks	\$51.00	\$52.00	Y
Damaged Unit (minor)	\$10.50	\$10.70	Y
Damaged Unit (major)	REPLACEMENT COST		Y
Unit not returned on time (late fee, per week or part thereof)	\$17.50	\$17.85	Y

COMMON FEES

Membership – per annum	\$76.50	\$78.00	Y
Agistment Fees (per head/per quarter) – Cow	\$22.50	\$23.00	Y
Agistment Fees (per head/per quarter) – Horse	\$51.00	\$52.00	Y
Identification Ear Tags	\$7.00	\$7.50	Y
Tagging including compliance	\$23.50	\$24.00	Y

COMPANION ANIMALS ACT – Registration

Companion Animals Act Registration Fees are set by the Office of Local Government & are tied to the CPI.

*Fees as per NSW Office of Local Government Fee Schedule applicable to Companion Animals Registration Fees

<http://www.olg.nsw.gov.au/content/registration-fees>

Fee Methodology: S17 - Companion Animals Regulation 2008: Companion animals act

**An eligible pensioner is a person in receipt of the aged pension, war widow pension or disability pension

Microchipping	\$38.00	\$39.00	Y
Animal not desexed kept by recognised breeder for breeding purposes*	Fees as per NSW Office of Local Government Registration Fee Schedule Please access link for the current list of fees applicable to Companion Animals Registration Fees http://www.olg.nsw.gov.au/content/registration-fees		N
Animal Not Desexed*	Fees as per NSW Office of Local Government Registration Fee Schedule Please access link for the current list of fees applicable to Companion Animals Registration Fees http://www.olg.nsw.gov.au/content/registration-fees		N

Name	Year 19/20 Fee (incl. GST)	Year 20/21 Fee (incl. GST)	GST
------	----------------------------------	----------------------------------	-----

COMPANION ANIMALS ACT – Registration [continued]

Assistance Animal*	Fees as per NSW Office of Local Government Registration Fee Schedule Please access link for the current list of fees applicable to Companion Animals Registration Fees http://www.olg.nsw.gov.au/co_fees		N
Cat born prior to 1 July 1999 where ownership has not changed (when the Companion Animals Act 1998 came into effect)*	Fees as per NSW Office of Local Government Registration Fee Schedule Please access link for the current list of fees applicable to Companion Animals Registration Fees http://www.olg.nsw.gov.au/co_fees		N
Desexed Animal owned by eligible pensioner (refer to * and ** notes)	Fees as per NSW Office of Local Government Registration Fee Schedule Please access link for the current list of fees applicable to Companion Animals Registration Fees http://www.olg.nsw.gov.au/co_fees		N
Desexed Animal sold by eligible pound or shelter*	Fees as per NSW Office of Local Government Registration Fee Schedule Please access link for the current list of fees applicable to Companion Animals Registration Fees http://www.olg.nsw.gov.au/co_fees		N
Desexed Animal*	Fees as per NSW Office of Local Government Registration Fee Schedule Please access link for the current list of fees applicable to Companion Animals Registration Fees http://www.olg.nsw.gov.au/co_fees		N

Name	Year 19/20 Fee (incl. GST)	Year 20/21 Fee (incl. GST)	GST
------	----------------------------------	----------------------------------	-----

COMPANION ANIMALS ACT – Registration [continued]

Dog in the Service of the State, for example, a Police Dog*	Fees as per NSW Office of Local Government Registration Fee Schedule Please access link for the current list of fees applicable to Companion Animals Registration Fees http://www.olg.nsw.gov.au/co_fees		N
Greyhound currently registered under the Greyhound Racing Act 2009*	Fees as per NSW Office of Local Government Registration Fee Schedule Please access link for the current list of fees applicable to Companion Animals Registration Fees http://www.olg.nsw.gov.au/co_fees		N
Working Dog*	Fees as per NSW Office of Local Government Registration Fee Schedule Please access link for the current list of fees applicable to Companion Animals Registration Fees http://www.olg.nsw.gov.au/co_fees		N

TRAP HIRE – CAT

Daily	\$7.00	\$7.50	Y
Weekly	\$36.00	\$36.70	Y

Name	Year 19/20 Fee (incl. GST)	Year 20/21 Fee (incl. GST)	GST
------	----------------------------------	----------------------------------	-----

SALEYARDS – Sale of Stock

All sales require Meat Industry Authority Approval before proceeding

Fee Methodology: Service operates in a competitive market and is fixed similar to other providers

Use of yards for loading per head (minimum charges \$25.00)	\$1.50	\$2.00	Y
Stabling of horses, per night, per horse	\$6.50	\$7.00	Y
Stabling of horses, per week, per horse	\$26.50	\$27.00	Y
All other stock – per night for single deck semi trailers	\$43.00	\$44.00	Y
All other stock – per night for double deck semi trailers	\$86.00	\$88.00	Y

Portable Yard and Loading Ramp

Hire of Portable Yard and Loading Ramp – 24 hrs	\$0.00	\$176.00	Y
Hire of Portable Yard and Loading Ramp – 7 days	\$0.00	\$500.00	Y
Hire of Portable Yard and Loading Ramp – Late Fee	\$0.00	\$176.00	Y

Name	Year 19/20 Fee (incl. GST)	Year 20/21 Fee (incl. GST)	GST
------	----------------------------------	----------------------------------	-----

Caravan Parks

SHORT-TERM ACCOMMODATION

Short Term Accommodation is defined as any period that is less than three (3) months in length

Fee Methodology: Service operates in a competitive market and is fixed similar to other providers

Caravan Powered Site

Per night, up to 2 people	\$28.00	\$28.00	Y
Per week, up to 2 people	\$165.00	\$165.00	Y

Caravan Unpowered Site

Per night, up to 2 people	\$24.00	\$24.00	Y
Per week, up to 2 people	\$115.00	\$115.00	Y

Camping Sites – Powered

Per night, up to 2 people	\$28.00	\$28.00	Y
Per week, up to 2 people	\$145.00	\$145.00	Y

Camping Sites – Unpowered

Per night, up to 2 people	\$21.00	\$21.00	Y
Per week, up to 2 people	\$115.00	\$115.00	Y

Additional Persons, Caravan or Camping Site

Each additional person per night, (children under 3 yrs free)	\$5.00	\$5.00	Y
Each additional person, per week, (children under 3 yrs free)	\$25.00	\$25.00	Y

Standard Ensuite Cabins

Per night, up to 2 people	\$80.00	\$80.00	Y
Per week, up to 2 people	\$330.00	\$330.00	Y
Extended term (more than 1 month) per week up to 2 people	\$265.00	\$265.00	Y

Deluxe Ensuite Cabins & Deluxe Ensuite Disability Access Cabins

Per night, up to 2 people	\$95.00	\$95.00	Y
Per week, up to 2 people	\$400.00	\$400.00	Y
Extended term (more than 1 month) per week up to 2 people	\$300.00	\$300.00	Y

Name	Year 19/20 Fee (incl. GST)	Year 20/21 Fee (incl. GST)	GST
------	----------------------------------	----------------------------------	-----

Additional Persons, Cabins

Each additional person, per night, (children under 3 yrs free)	\$10.00	\$10.00	Y
Each additional person, per week, (children under 3 yrs free)	\$25.00	\$25.00	Y

Other

Showers (other than tenants), per shower	\$5.00	\$5.00	Y
Washing machines and dryers, coin operated	At Cost		Y
	Min. Fee excl. GST: \$5.00		
Caravan storage – Per Week	\$30.00	\$30.00	Y

LONG-TERM ACCOMMODATION

Permanent Residents

GST of 5.5% is applicable to those fees noted with *

Fee Methodology: Service operates in a competitive market and is fixed similar to other providers

Own Caravan, per week*	\$123.00	\$123.00	Y
Own Caravan, per week (Pensioner)*	\$110.00	\$110.00	Y
Cabin without Ensuite, per week	\$160.00	\$160.00	Y
Permanent Residents – Electricity Meter Reading Fee	\$4.00	\$4.00	Y

NORTH STAR CARAVAN PARK

Privately Managed	Privately Managed	Y
-------------------	-------------------	---

Name	Year 19/20 Fee (incl. GST)	Year 20/21 Fee (incl. GST)	GST
------	----------------------------------	----------------------------------	-----

Cemeteries

Plot

For Plots purchased prior to 1 July 2005 a perpetual maintain charge at the rate of 60% of the current Plot purchase fee may be applicable upon interment.

Plot – Purchase – Old Section, including perpetual maintenance	\$995.00	\$1,065.00	Y
Plot – Purchase – Lawn Section, including perpetual maintenance	\$1,061.00	\$1,135.00	Y

Interment

Week Days	\$1,129.00	\$1,208.00	Y
Saturdays, Sundays & Public Holidays	\$1,418.00	\$1,517.00	Y
Extra Depth	\$407.00	\$435.50	Y
Extra Depth – Dug by Hand	\$1,493.00	\$1,598.00	Y
Re-open – Week days	\$1,006.00	\$1,076.00	Y
Re-open – Saturdays, Sundays & Public Holidays	\$1,418.00	\$1,517.00	Y
Ashes Only	\$407.00	\$435.00	Y
Stillborn	\$556.50	\$595.00	Y
Baby under six months	\$556.50	\$595.00	Y
Baby under six months (casket less than 1.1m)	\$701.00	\$750.00	Y
Old Section – Week days	\$1,343.00	\$1,437.00	Y
Old Section – Saturdays, Sundays & Public Holidays	\$1,525.00	\$1,632.00	Y
Old Section – Extra Depth	\$503.00	\$538.00	Y
Old Section – Extra Depth – Dug by Hand – Week Day	\$2,012.00	\$2,153.00	Y
Old Section – Extra Depth – Dug by Hand – Weekend	\$2,317.00	\$2,479.00	Y

Exhumation

Weekdays	\$2,611.00	\$2,794.00	Y
Weekend	\$3,376.00	\$3,612.00	Y

Columbarium Niche

Purchase of Columbarium Niche	\$150.00	\$160.00	Y
Inurnment into Columbarium Niche, including perpetual maintenance	\$262.00	\$280.00	Y

Name	Year 19/20 Fee (incl. GST)	Year 20/21 Fee (incl. GST)	GST
------	----------------------------------	----------------------------------	-----

Cemeteries Other

Permission, Inspections & chair hire: Services are such that individual costs can be determined and met by the user of the service.

Development application: s246B - EP & A Regulation 2000

Permission to add name to headstone for double plot, place a plaque on an existing monument, or on the Columbarium Wall beside a Niche	\$86.00	\$92.00	N
Transfer of Ashes/Plaque	\$278.00	\$298.00	Y
Removal of Ashes/Plaque	\$205.50	\$220.00	Y
Permission – Erect stone or concrete kerbing	\$171.00	\$183.00	N
Permission – Erect head or foot stone	\$171.00	\$183.00	N
Permission – Erect slab over grave	\$171.00	\$183.00	N
Private Cemeteries & Burials: Development Application	\$294.00	\$315.00	N
Permission – Burial Permit	\$182.00	\$195.00	N
Inspections (minimum of 2)	\$353.00	\$378.00	Y
Hire of Chairs for Funeral / Cemetery, per chair (min \$20.00)	\$1.50	\$1.60	Y
Hire of Shade Shelter	\$21.50	\$23.00	Y

Name	Year 19/20 Fee (incl. GST)	Year 20/21 Fee (incl. GST)	GST
------	----------------------------------	----------------------------------	-----

Conveyancing Certificates

All Statutory Fees may be subject to changes throughout the year.

OUTSTANDING HEALTH AND BUILDING NOTICES

s80 Local Government Act 1993: x121ZP, s735A and combined s121ZP / s735A (excluding urgency fee), s603 Service operates in a competitive market and is fixed similar to other providers - Urgency.

Fee Methodology: Service operates in a competitive market and is fixed similar to other providers: Outstanding Health & Building Notice.

121ZP – Building Matters Certificate	\$60.00	\$60.00	N
121ZP – Building Matters Certificate – Urgent (in addition to Statutory Fee)	\$83.00	\$83.00	N
Section 735A Health Matters Certificate	\$60.00	\$60.00	N
Section 735A Health Matters Certificate – Urgent (in addition to Statutory Fee)	\$83.00	\$83.00	N
Combined 121ZP / 735A Certificate	\$100.00	\$100.00	N
Combined 121ZP / 735A Certificate – Urgent (in addition to Statutory Fee)	\$134.00	\$134.00	N

SECTION 149 CERTIFICATES

Section 10.7(2) Certificate	\$53.00	\$53.00	N
Section 10.7(2) Certificate – Urgent (in addition to Statutory Fee)	\$63.00	\$63.00	N
Section 10.7(5) Certificate	\$80.00	\$80.00	N
Section 10.7(5) Certificate – Urgent (in addition to Statutory Fee)	\$95.00	\$95.00	N
Section 10.7 (2) & (5) Combined	\$133.00	\$133.00	N
Section 10.7 (2) & (5) Combined – Urgent (in addition to Statutory Fee)	\$159.00	\$159.00	N

DRAINAGE DIAGRAMS

Drainage Diagram	\$20.00	\$20.00	N
Drainage Diagram – Urgent	\$42.00	\$42.00	N

NOXIOUS WEEDS

Fee Methodology: S64 - Noxious Weeds Act 1993

Section 28 Certificate	\$60.00	\$60.00	N
Section 28 Certificate – Urgent	\$67.00	\$67.00	N

SECTION 603 CERTIFICATES

Section 603 Certificate	\$85.00	\$85.00	N
Section 603 Certificate – Urgency Fee (In addition to Section 603 Certificate Certificate Fee)	\$85.00	\$85.00	N

Name	Year 19/20 Fee (incl. GST)	Year 20/21 Fee (incl. GST)	GST
------	----------------------------------	----------------------------------	-----

Development Applications

All Statutory Fees may be subject to changes throughout the year.

ARCHIVING FEES

Fee Methodology: Services are such that individual costs can be determined and met by the user of the service

Development Application Only	\$31.00	\$31.00	N
Development Application only with concurrence	\$52.00	\$52.00	N
Development Application only – integrated	\$77.00	\$77.00	N
Development Application only – designated	\$103.00	\$103.00	N
Construction Certificate Application only	\$42.00	\$42.00	N
Complying Development Application	\$42.00	\$42.00	N

BUILDING INFORMATION CERTIFICATES – S6.24

Fee Methodology: EP&A Regulation 2000, Swimming Pool Regulation 2008, S246B Regulation 2000

Residential, per dwg onsite	\$250.00	\$250.00	N
Commercial – less than 200m2	\$210.00	\$210.00	N
Commercial – greater than 200m2, less than 2,000m2 (plus \$0.50/m2 for each m2 over 200m2)	\$210.00	\$210.00	N
Commercial – Exceeding 2000m2 (plus \$0.75/m2 for each m2 over 2,000m2)	\$1,165.00	\$1,165.00	N
Building Information Certificates – additional inspection	\$90.00	\$90.00	N
Copy of Building Information Certificate	\$14.00	\$14.00	N
Plumbing & Drainage Compliance Certificate where Council is not the Principal Certifier		\$124.00 plus \$31.00/additional occupancy	N
Illegal Building Work – (Add Normal Application Fees Required If Lodged)		See brackets	N

BUSH FIRE ASSESSMENT

Fee Methodology: Service operates in a competitive market and is fixed similar to other providers

Bush Fire Assessment – BAL Report	\$330.00	\$330.00	Y
-----------------------------------	----------	----------	---

Name	Year 19/20 Fee (incl. GST)	Year 20/21 Fee (incl. GST)	GST
------	----------------------------------	----------------------------------	-----

COMPLYING DEVELOPMENT

Fee Methodology: Exempt Fees are S263 - EP&A Regulation 2000, Inclusive fees: service operates in a competitive market and is fixed similar to other providers

Erection of Building Lodgement Fee (plus below)	\$36.00	\$36.00	Y
Contracts – less than \$100,000	\$150.00	\$150.00	Y
Contracts – \$100,000 or greater	\$300.00	\$300.00	Y
Occupation Certificate (plus below)	\$36.00	\$36.00	Y
Not Exceeding \$5,000	\$0.00	\$0.00	Y
\$5,001 – \$100,000 (\$0.00 > \$5,000 plus 0.35% of amount > \$5,000)		See brackets	Y
\$100,001 – \$250,000 (\$0.00 > \$5,000 plus 0.35% of the next \$95,000 plus 0.20% of the amount in excess of \$100,000)		See brackets	Y
Exceeding \$250,001 (Nil for the first \$5,000 plus 0.35% of the next \$95,000 plus 0.20% of the next \$150,000 plus 0.10% of the amount in excess of \$250,000)		See brackets	Y

COMPLYING/CONSTRUCTION/BUILDING INSPECTIONS (ADDITIONAL)

Fee Methodology: Cost is the contract price, or if there is no contract, the cost of the building as determined by the Consent Authority using the current Building Cost Guide by AIBS.

Building Inspections – Includes issue of Compliance Certificate if required	\$98.00	\$98.00	Y
Special Inspection – Relocation of Building: In Council Area (min \$100.00 per hour)	\$98.00	\$98.00	Y
Special Inspection – Relocation of Building: Outside Council Area (min \$200.00 per hour plus \$4.00/km)	\$206.00	\$206.00	Y
Site Inspection – Requested by the applicant (other than those required by legislation)	\$124.00	\$124.00	Y

CONSTRUCTION CERTIFICATES

Fee Methodology: EP&A Regulations 2000

Lodgement Fee (plus below)	\$36.00	\$36.00	N
Application – Construction Certificate for building work	\$83.00	\$83.00	Y
* Plus an amount calculated based on amount – Not Exceeding \$12,000	\$0.00	\$0.00	Y
* Plus an amount calculated based on amount – \$12,001 – \$100,000 (Nil for the first \$5,000 plus 0.35% of the amount in excess of \$5,000).		See Brackets	Y
Plus an amount calculated based on amount – \$100,001 – \$250,000 (Nil for the first \$5,000 plus 0.35% of the next \$95,000 plus 0.20% of the amount in excess of \$100,000).		See Brackets	Y
Plus an amount calculated based on amount – Exceeding \$250,001 (Nil for the first \$5,000 plus 0.35% per 5 of the next \$95,000 plus 0.20% of the next \$150,000 plus 0.10% of the amount in excess of \$250,000).		See Brackets	Y
Occupation Certificate	\$36.00	\$36.00	Y
Application – Amend Construction Certificate		See s96 Application	Y

Name	Year 19/20 Fee (incl. GST)	Year 20/21 Fee (incl. GST)	GST
------	----------------------------------	----------------------------------	-----

DEVELOPMENT APPLICATION FEES

For Development Applications with Estimated Costs of over \$50,000 the amount of the Planning Reform Fee (PRF) contribution is deducted from the Development fee to be paid. The Development fees shown above have already been reduced by a PRF of 0.64% (i.e. thus the PRF is a component of the Development fee not in addition to the fee). Development - Applications - "Cost" is the contract price, or if there is no contract, the cost of the building as determined by the Consent Authority using the current Building Cost Guide by AIBS associated costs relating to the development such as parking, infrastructure, plant and equipment.

Fee Methodology: s246B, s246A, s247, s262, s263, s250, s251 and s258 - EP&A Regulations 2000. Not listed Fee: Based on Estimated cost of Development being \$51,500. Building Classification Certificate: Service provided on a commercial basis with an amount of risk profit included. Extended fee: Service is such that individual costs can be determined and met by the user of the service.

Up to \$2,000	\$44.00	\$50.00	N
Up to \$5,000	\$85.00	\$90.00	N
Up to \$12,000	\$150.00	\$170.00	N
\$12,001 – \$50,000	\$170.00 plus an additional \$3.00 for each \$1,000 (or part of \$1,000) of the estimated cost		N
\$50,001 – \$250,000	\$352.00 plus an additional \$3.00 of each \$1,000 (or part of \$1,000) of the estimated cost		N
\$250,001 – \$500,000	\$1,160.00 plus an additional \$1.70 for each \$1,000 (or part of \$1,000) by which the cost exceeds \$250,000.		N
\$500,001 – \$1,000,000	\$1,745.00 plus an additional \$1.00 for each \$1,000 (or part of \$1,000) by which the cost exceeds \$500,000.		N
\$1,000,001 – \$10,000,000	\$2,615.00 plus an additional \$0.80 for each \$1,000 (or part of \$1,000) by which the cost exceeds \$1,000,000.		N
Over \$10,000,000	\$15,875.00 plus an additional \$0.55 for each \$1,000 (or part of \$1,000) by which the cost exceeds \$10,000,000.		N
Maximum fee for dwelling/house not exceeding \$100,000	\$455.00	\$455.00	N
Not involving the erection of building, carrying out of work, subdivision of land or demolition of building or work (e.g.. Change of Use)	\$285.00	\$285.00	N
Designated Development (additional to development fees)	\$920.00	\$920.00	N
Not otherwise listed in Contestable Service Fees	\$175.00	\$175.00	N
Stamping Additional Plans & Specs when DA Approved – more than 3 (per additional)	\$8.00	\$8.00	N
Application – Extend Development Consent (1 Year Only)	\$160.00	\$160.00	N
Demolition – Domestic	\$215.00	\$215.00	N
Demolition – Commercial/Industrial	\$389.00	\$389.00	N
Confirmation of Commencement of Development (plus inspection charge)	\$110.00	\$110.00	N
Building Classification Certificate	\$150.00	\$150.00	N
Copy of Statement of Classification/Occupation Certificate/Other Certificates Documents	\$53.00	\$53.00	N

Name	Year 19/20 Fee (incl. GST)	Year 20/21 Fee (incl. GST)	GST
------	----------------------------------	----------------------------------	-----

DEVELOPMENT APPLICATIONS (OTHER)

Fee Methodology: Exempt GST Fees: s246B, s252, s253 and s262 - EP&A Regulation 2000

Advertising Structures and Advertisements (plus 1 inspection)	\$200.00	\$200.00	N
Hospitals, Schools or Police Stations (erected by a public authority)	Standard DA Fees as per Schedule		N

DEVELOPMENT APPLICATION REFERRAL FEES

Fee Methodology: Notify Neighbours: Total cost of providing service for private good

Advertising of Development – Local	\$275.00	\$275.00	N
Advertising of Development – Regional	\$1,105.00	\$1,105.00	N
Advertising of Development – Integrated	\$1,105.00	\$1,105.00	N
Advertising of Development – Designated	\$2,220.00	\$2,220.00	N
Advertising of Development – Prohibited	\$1,105.00	\$1,105.00	N
Notify Neighbours, per property (min \$75.00)	\$27.00	\$27.00	N
Notify Neighbours – Designated / Integrated Development, per property	\$46.00	\$46.00	N
Designated / Integrated Processing Fee	\$140.00	\$140.00	N
Concurrence Processing Fee	\$140.00	\$140.00	N
Integrate Referral – Department Charge	\$320.00	\$320.00	N

ESSENTIAL SERVICES

Fee Methodology: Yearly certification, development inspections and specifications: Services operates in a competitive market and is fixed similar to other providers.

Essential Service Inspection – Yearly Certification	\$257.00	\$257.00	N
---	----------	----------	---

MISCELLANEOUS FEES (LONG SERVICE, ETC)

Fee Methodology: Plan first fees: s245J - EP&A Regulation 2000 - Long Service Levy: State Government set charge. Records search, general fees and varied building line: Services are such that individual costs can be determined and met by the user of the service.

Application to Vary Building Line	\$120.00	\$120.00	N
Long Service Levy (Works greater than \$25,000)	0.35% of the total works value		N
Planning Reform Fees (Works greater than \$50,000)	0.064% of the total works value		N
Specifications	\$17.00	\$17.00	N

Name	Year 19/20 Fee (incl. GST)	Year 20/21 Fee (incl. GST)	GST
------	----------------------------------	----------------------------------	-----

DEVELOPMENT INSPECTION FEES – OTHER

General	\$134.00	\$134.00	Y
Residential	\$134.00	\$134.00	Y
Commercial/Industrial	\$175.00	\$175.00	Y
Agricultural	\$129.00	\$129.00	Y
Agricultural Intensive	\$175.00	\$175.00	Y
Other	\$144.00	\$144.00	Y
Onsite Advice \$140.00 per hour (min \$100.00)	\$144.00	\$144.00	Y

Name	Year 19/20 Fee (incl. GST)	Year 20/21 Fee (incl. GST)	GST
------	----------------------------------	----------------------------------	-----

MODIFICATION OF CONSENT

An additional amount of \$300.00(Ex GST) is payable if notice of the application is required to be given under S82A of the Act.

Fee Methodology: s258 - EP&A Regulations 2000

Under s4.55(1)

Modification of Consent	\$80.00	\$80.00	N
-------------------------	---------	---------	---

Under s4.55(1A) – Minor – (Generally little or no assessment needed)

Minor – Generally little or no assessment needed) Changes like: Basix Modification (Minor) e.g. lights, 15% of original DA Fee (Whichever is less)	\$85.00	\$85.00	N
---	---------	---------	---

Minor – Generally little or no assessment needed) Changes like: Position of building site, Position of doors & windows altered, Changes of materials e.g. roof tiles, 25% of original DA Fee (whichever is less)	\$120.00	\$120.00	N
---	----------	----------	---

Minor – (Generally little or no assessment needed) Changes like: General layout of building changed e.g. use of rooms, Alter area of proposed lots for subdivision (not more than 5 lots), Change structural component/number e.g. size of verandah, rafter, Change footing/pad details. Change of Use. 30% of original DA Fee (whichever is less)	\$205.00	\$205.00	N
---	----------	----------	---

Under s4.55(1A) – Major – (Assessment needed)

Major – (Assessment needed) Changes like: Alter area of proposed lots for subdivision (more than 5 lots), Alter lot design/layout in subdivision, Basix Changes, Structural changes – change in flooring system e.g. change from timber to concrete, Change house floor plan and/or size. 40% of original DA Fee (whichever is less)	\$320.00	\$320.00	N
---	----------	----------	---

Major – (Assessment needed) Changes like: Alter area of proposed lots for subdivision (more than 15 lots), Structural changes – complete slab re-design, Change configuration of building & layout 50% of original DA Fee (whichever is less)	\$550.00	\$550.00	N
--	----------	----------	---

Name	Year 19/20 Fee (incl. GST)	Year 20/21 Fee (incl. GST)	GST
------	----------------------------------	----------------------------------	-----

Under s96(2)

Under s4.55(2): If fee was less than \$100.00	50% of original fee		N
If fee was more than \$100.00 and does not involve erection of a building, the carrying out of work or the demolition of work or building	50% of original fee		N
Where DA involves the erection of a dwelling house with an estimated value of less than \$100,000.00	\$190.00	\$190.00	N
In the case of any other DA, cost is as follows: Up to \$5,000	\$55.00	\$55.00	N
In the case of any other DA, cost is as follows: Under \$5,001 – \$250,000	\$85.00 plus an additional \$1.50 for each \$1,000 (or part of \$1,000) of the estimated cost		N
In the case of any other DA, cost is as follows: \$250,001 – \$500,000	\$500.00 plus an additional \$0.85 for each \$1,000 (or part of \$1,000) by which the estimated cost exceeds \$250,000.00		N
In the case of any other DA, cost is as follows: \$500,001 – \$1,000,000	\$712.00 plus an additional \$0.50 for each \$1,000 (or part of \$1,000) by which the estimated cost exceeds \$500,000.		N
In the case of any other DA, cost is as follows: \$1,000,001 – \$10,000,000	\$987.00 plus an additional \$0.40 for each \$1,000 (or part of \$1,000) by which the estimated cost exceeds \$1,000,000.00		N
In the case of any other DA, cost is as follows: Over \$10,000,000	\$4,737.00 plus an additional \$0.27 for each \$1,000 (or part of \$1,000) by which the estimated cost exceeds \$10,000,000.00		N

COMPLYING/CONSTRUCTION/BUILDING (PRINCIPAL CERTIFIER) INSPECTION FEES

Building inspection fees are charged on the expected number of buildings inspected where a development involves more than one building. Consideration will be given to concurrent inspections.

Per Inspection	\$144.00	\$144.00	Y
If paid at DA stage 1 inspection @ \$140.00 for no charge for the following:			
Pool Inspection (min of 3 inspections)	\$288.00	\$288.00	Y
New Dwelling (min of 6 inspections)	\$721.00	\$721.00	Y
New Garage/Shed etc.(min of 3 inspections)	\$288.00	\$288.00	Y
Additions to Dwelling (min of 3 inspections)	\$288.00	\$288.00	Y
Additions to Dwelling with Ensuite and/or other fixtures (min of 5 inspections)	\$576.00	\$576.00	Y
Commercial/Industrial/Intensive Agricultural, Shed etc. (min of 4 inspections)	\$433.00	\$433.00	Y
Commercial/Industrial/Intensive Agriculture, Shed etc. with Ensuite and/or other fixtures (min of 6 inspections)	\$721.00	\$721.00	Y

Name	Year 19/20 Fee (incl. GST)	Year 20/21 Fee (incl. GST)	GST
------	----------------------------------	----------------------------------	-----

SECTION 8.2 – REVIEW OF A DETERMINATION

Number of inspections for works above \$1,000,000 will be estimated at time of receipt of applications with variations paid/refunded prior to issue of Occupation Certificate.

An additional amount of \$300.00 is payable if notice of the application is required to be given under S82A of the Act.

Request for review of a Determination: Where DA does not involve the erection of a building, the carrying out of work or the demolition of work or building	50% of Original Fee		N
Section 8.2 – where DA involves the erection of a dwelling house with an estimated value of less than \$100,000.00	\$190.00	\$190.00	N
Review of Determination on any other DA as follows: Up to \$5,000	\$55.00	\$55.00	N
Review of Determination on any other DA as follows: \$5,001 – \$250,000	\$85.00 plus an additional \$1.50 for each \$1,000 (or part of \$1,000) of the estimated cost.		N
Review of Determination on any other DA as follows: \$250,000 – \$500,000	\$500.00 plus an additional \$0.85 for each \$1,000 (or part of \$1,000) by which the estimated cost exceeds \$250,000.00.		N
Review of Determination on any other DA as follows: \$500,001 – \$1,000,000	\$712.00 plus an additional \$0.50 for each \$1,000 (or part of \$1,000) by which the estimated cost exceeds \$500,00.00.		N
Review of Determination on any other DA as follows: \$1,000,001 – \$10,000,000	\$987.00 plus an additional \$0.40 for each \$1,000 (or part of \$1,000) by which the estimated cost exceeds \$1,000,000.00		N
Review of Determination on any other DA as follows: Over \$10,000,000	\$4,737.00 plus an additional \$0.27 for each \$1,000 (or part of \$1,000) by which the estimated cost exceeds \$10,000,000.00		N

SUBDIVISION APPLICATIONS

Fee Methodology: s249 - EP&A Regulation 2000 and s263 - EP&A Regulation 2000

Application Fee Involving a New Road	\$665.00 + \$65.00 per additional lots		N
Inspection Fees Involving a New Road – < 3 lots – Rural	\$227.00	\$227.00	N
Inspection Fees Involving a New Road – < 3 lots – Urban	\$283.00	\$283.00	N
Inspection Fees Involving a New Road – > 3 lots – Rural	\$340.00	\$340.00	N
Inspection Fees Involving a New Road – > 3 lots – Urban	\$396.00	\$396.00	N
Application Fee – No New Road	\$330.00 + \$53.00 per additional lots		N
Inspection Fees – No New Road – < 3 lots – Rural	\$113.00	\$113.00	N
Inspection fees – No New Road – < 3 lots – Urban	\$149.00	\$149.00	N
Inspection Fees – No New Road – > 3 lots – Rural (\$40/lot minimum)	\$170.00	\$170.00	N
Inspection Fees – No New Road – > 3 lots – Urban (\$50/lot minimum)	\$227.00	\$227.00	N
Application Fees – Strata Title	\$330.00 + \$65.00 per additional lots created		N
Adjustments – Minor Boundary	\$85.00	\$85.00	N

Name	Year 19/20 Fee (incl. GST)	Year 20/21 Fee (incl. GST)	GST
------	----------------------------------	----------------------------------	-----

SUBDIVISION CONSTRUCTION CERTIFICATES

Fee Methodology: Service operates in a competitive market and is fixed similar to other providers

Minor works such as clearing boundaries for fence lines

Urban – less than 10 Lots (Minor Works)	\$100.00 + \$15/Lot		Y
Urban – 11-25 Lots (Minor Works)	\$150.00 + \$15/Lot		Y
Urban – Greater than 25 Lots (Minor Works)	\$200.00 + \$15/Lot		Y
Rural – less than 10 Lots	\$100.00 + \$8/Lot		Y
Rural – 11-25 Lots (Minor Works)	\$150.00 + \$8/Lot		Y
Rural – greater than 25 Lots (Minor Works)	\$200.00 + \$8/Lot		Y

Major works such as roads, water, sewer, drainage

Urban – less than 10 Lots (Major Works)	\$125.00 + \$25/Lot		Y
Urban 11-25 Lots (Major Works)	\$200.00 + \$25/Lot		Y
Urban – greater than 25 lots (Major Works)	\$300.00 + \$25/Lot		Y
Rural – Less than 10 Lots (Major Works)	\$125.00 + \$15/Lot		Y
Rural – 11-25 Lots (Major Works)	\$200.00 + \$15/Lot		Y
Rural – Greater than 25 Lots (Major Works)	\$300.00 + \$15/Lot		Y

Subdivision Certificate – Including release of linen plan

Endorsement of linen plans where consolidation of allotments doesn't require development approval	\$45.00	\$45.00	Y
No Road – Without S88B Instrument	\$200.00	\$200.00	N
No road – With S88B Instrument	\$280.00	\$280.00	N
Involving New Road – Without S88B Instrument	\$260.00	\$260.00	N
Involving New Road – With S88B Instrument	\$350.00	\$350.00	N
Signing of subdivision plans – 1-3 complies		No Fee	N
Signing of subdivision plans – 4 copies or more	\$15.00	\$15.00	N
Subdivision Certificate – Lodgement	\$40.00	\$40.00	N

DWELLING ENTITLEMENT

Approval – Dwelling Entitlement	\$330.00	\$330.00	Y
Confirmation of Dwelling Entitlement Letter	\$125.00	\$125.00	Y

Name	Year 19/20 Fee (incl. GST)	Year 20/21 Fee (incl. GST)	GST
------	----------------------------------	----------------------------------	-----

TEMPORARY OCCUPATION

Fee Methodology: Subdivision and temporary occupation: Services are such that individual costs can be determined and met by the user of the service

Application – Live on site during construction of dwelling – less than 12 months	\$140.00	\$140.00	N
Application – Occupy uncompleted building	\$95.00	\$95.00	N
Approval – Erect temporary building (s68) < 6 months	\$120.00	\$120.00	N
Inspection – Live on site	\$160.00	\$160.00	N

Name	Year 19/20 Fee (incl. GST)	Year 20/21 Fee (incl. GST)	GST
------	----------------------------------	----------------------------------	-----

Engineering Construction and Quarries

VEHICULAR CROSSING

Fee Methodology: Cost plus 25% profit plus adjustment for market rate

Vehicular crossing including pipes if required		Quotation	Y
--	--	-----------	---

KERB AND GUTTER CONSTRUCTION

Fee Methodology: Contribution

Frontages, per lineal metre		As per Quotation	Y
Sides, per lineal metre		As per Quotation	Y

KERB LAYBACK AND DRIVEWAY CONSTRUCTION

Kerb – layback – 5 m wide, standard and heavy duty		Quotation	Y
Driveway – concrete slab		Quotation	Y

QUARRY PRODUCTS

Unscreened Ridge Gravel, per m3	\$53.00	\$54.00	Y
Other materials as quoted by Works Supervisor		Quotation	Y

Name	Year 19/20 Fee (incl. GST)	Year 20/21 Fee (incl. GST)	GST
------	----------------------------------	----------------------------------	-----

Engineering Inspections / Approvals

Fee Methodology: Cost plus 25% profit plus adjustment for market rate

Engineering Plans/Construction Certificate – Approval

Roadworks – Urban Roads	\$209.10	\$213.00	Y
Roadworks – Rural Roads	\$209.10	\$213.00	Y
Drainage – Inter-Allotment	\$209.10	\$213.00	Y
Drainage – Pipeline	\$209.10	\$213.00	Y
Drainage – Open Channel	\$209.10	\$213.00	Y
Drainage – Basin	\$209.10	\$213.00	Y
Maintenance bond, development deposit/bond or bank guarantee:	Maintenance Bond for completed Engineering Works		N

Inspections

Per Hour	\$137.70	\$140.00	Y
Initial and ongoing site inspections as requested	Minimum 1 hour		Y
Site inspections to verify conforming work	Minimum 1 hour		Y

Name	Year 19/20 Fee (incl. GST)	Year 20/21 Fee (incl. GST)	GST
------	----------------------------------	----------------------------------	-----

Environmental

NOISE READINGS

Minimum 1 Hour	\$202.00	\$206.00	N
Single source minimum	\$382.50	\$390.00	N
Multiple source < 3 or less minimum	\$882.50	\$900.00	N
Multiple source > 3 minimum	\$900.00 plus \$206.00 per additional hour/s.		N

NOXIOUS WEEDS – Private Property Spraying

All Chemicals used for spot spraying are not included in the fee and are charged separately at cost.
 Fee Methodology: s64 - Noxious Weeds Act 1993. Services are such that individual costs can be determined and met by the user of the service. Spot spraying and man: Service operates in a competitive market and is fixed similar to other providers

Spot Spraying (quick spray) – For The First Hour – excludes chemical costs	\$141.00	\$144.00	N
Spot Spraying (quick spray) – For Additional Hour/s – excludes chemical costs	\$100.00	\$102.00	N
Additional Spray Operator	\$100.00	\$102.00	N

PROTECTION OF THE ENVIRONMENT ACT

Fee Methodology: s94 Protection of the Environment Operations Act 1979

Administration – Clean up notice	\$550.00	\$577.00	N
Administration – Prevention Notice	\$550.00	\$577.00	N

ENVIRONMENTAL SOIL AND WATER TESTING

Fee Methodology: Total cost of providing service for private good

Asbestos Sampling Collection	\$153 per site (including 1 sample) plus each additional at \$70		N
Environmental Soil – Soil Testing – Laboratory Costs	At Cost		Y
Environmental Soil – Soil Testing – Collection & Transport per sample (min \$108.00),	\$53.00	\$54.00	Y
Water Testing – Laboratory Cost plus Collection	At Cost		N
Water Sample Collection – Microbiological	\$133 per site (including 1 sample) plus each additional at \$70		N
Water Sample Collection – Chemical	\$153 per site (including 1 sample) plus each additional at \$70		N
Water Sample Collection – Combined Samples (Chemical & Microbiological)	\$223 per site (including 1 sample) plus each additional at \$70		N

Name	Year 19/20 Fee (incl. GST)	Year 20/21 Fee (incl. GST)	GST
------	----------------------------------	----------------------------------	-----

ENVIRONMENTAL FEES (OTHER)

Fee Methodology: Services are such that individual costs can be determined and met by the user of the service

Administration – Submission follow-up of Annual & Supplementary Fire Safety Statement	\$62.00	\$62.00	Y
Application – Temporary Hoarding Type A	\$92.00	\$92.00	N
Application – Temporary Hoarding Type B	\$266.00	\$266.00	N
Application – Sell any article from a standing vehicle in a public place	\$82.00	\$82.00	N
Application – Installation of domestic oil or solid fuel heater	\$21.00	\$21.00	N
Clothing Recycling Bins – Placement, Approval & Annual Inspection	\$77.00	\$77.00	N
Registration of Cooling Towers, per unit (Public Health Act)	\$189.00	\$193.00	N

Name	Year 19/20 Fee (incl. GST)	Year 20/21 Fee (incl. GST)	GST
------	----------------------------------	----------------------------------	-----

Governance

Applications may be eligible for a 50% reduction for financial hardship or special public benefit - S64 (3), S65 & S66.
 Fee Methodology: Increased by CPI Annually (rounded up to nearest \$)

GIPA

Fee Methodology: Application fees counts as payment towards any processing charges payable - S64 (1)
 GIPA Act

Access application fee, per application	\$30.00	\$30.00	N
Processing charges, per hour	\$45.00	\$50.00	N
Internal review fee, per application	\$60.00	\$65.00	N
Internal review processing charges	Min. Fee excl. GST: \$70.00		N

LEGAL COSTS

Clerical / Administrative, including subpoena search fees, per hour	\$70.00	\$75.00	N
Attendance at Court/Tribunal, per hour (excludes travel and/or accommodation expenses)	\$200.00	\$220.00	N
Urgency fee, including subpoena search fee, plus applicable hourly rate, per enquiry	\$295.00	\$300.00	N

Name	Year 19/20 Fee (incl. GST)	Year 20/21 Fee (incl. GST)	GST
------	----------------------------------	----------------------------------	-----

Health

FOOD PREMISES

Fee Methodology: Food Act 2003: Food inspection, travel expenses, administration and notice: Service operates in a competitive market and is fixed similar to other providers: Food Shop Fit-Out Code and handbook

Inspection, per hour (minimum of half an hour \$93.85)	\$189.00	\$193.00	N
Inspection Administration Fee	\$64.50	\$65.80	N
Food Shop Fit-Out Code Hard Copy	\$28.50	\$29.00	N
Travel Expenses	\$64.50	\$66.00	N
Administration < 5 Food handlers (up to and including 5)	\$390.00	\$390.00	N
Food Regulation 2015 Part 3 Clause 15 Annual administration charge			
Administration > 5 Food handlers (more than 5 but less than 50)	\$800.00	\$800.00	N
Food Regulation 2015 Part 3 Clause 15 Annual administration charge			
Food Improvement Notice (including 1 reinspection)	\$330.00	\$330.00	N
Food Regulation 2015 Part 3 Clause 11 Improvement notice fee For the purposes of section 66AA (1) of the Act, \$330 is the prescribed fee that a person may be required to pay when given an improvement notice.			

HEALTH INSPECTIONS

Fee Methodology: Services are such that individual costs can be determined and met by the user of the service. S68 Local Government Act 1993: Mobile food application approval

Inspection – Regulated Systems/Regulations Fee (Cooling Towers, Warm Water Mixer, Evaporative Cooling Systems etc.).	\$280.50	\$286.00	N
Inspection – Mobile Food Vendors/Itinerate Trades per hour (\$80.50 minimum)	\$158.00	\$161.00	N
Application – Approval of Mobile Food Vendors/Itinerate Trades per hour (\$73.00 minimum)	\$143.00	\$146.00	N
Inspection/Registration Fee – Bed & Breakfast Premises per hour (\$108.00 minimum)	\$212.00	\$216.00	N
Inspection/Registration Fee – Commercial/Residential per hour (\$108.00 minimum)	\$212.00	\$216.00	N
Inspection – Buildings, including Boarding Houses, Motels per hour (\$108.00 minimum)	\$212.00	\$216.00	N
Reinspection of Premises to ensure Compliance of identified Health and Safety Issues per hour or part thereof	\$22.00	\$54.00	N
Inspection – Shops & Industries (Shops & Industries Act)	\$212.00	\$216.00	N
Inspection – Caravan Park/Manufactured Home Estate site	\$303.00 plus \$15.00 per site		N

Name	Year 19/20 Fee (incl. GST)	Year 20/21 Fee (incl. GST)	GST
------	----------------------------------	----------------------------------	-----

SWIMMING POOLS – Bingara and Warialda

Fee Methodology: s17 - Swimming Pools Regulation 2008: Swimming pool compliance certificate, Swimming Pool Amendment Act 2012

Compliance Certificate – Initial Inspection (Compliant)	\$0.00	\$100.00	Y
Compliance Certificate S24 Swimming Pools Act 1992	\$70.00	\$70.00	N
Compliance Certificate – Initial Inspection (Non-Compliant)	\$150.00	\$150.00	Y
Re-Inspection – Non-Compliance	\$100.00	\$100.00	Y
Swimming Pool Register – Council administration for client	\$10.00	\$10.00	Y

AMUSEMENT DEVICES

Inspection per device	\$87.00	\$90.00	N
-----------------------	---------	---------	---

APPROVAL TO BURN

Approval to Burn	\$66.50	\$68.00	N
------------------	---------	---------	---

Name	Year 19/20 Fee (incl. GST)	Year 20/21 Fee (incl. GST)	GST
------	----------------------------------	----------------------------------	-----

Impounding Fees

Fee Methodology: s26 - Impounding Act 1993.

Services are such that individual costs can be determined and met by the user of the service.

Public entertainment, recovery of car bodies, buskers permit and circus.

VEHICLES, STRUCTURES & EQUIPMENT

Requested by Owner	\$168.50	\$172.00	N
Required by Relevant Authority (at cost) minimum fee	\$372.50	\$380.00	N
Release Fees: Vehicles, Structures and Equipment – 1st	\$184.00	\$188.00	N
Release Fees: Vehicles, Structures and Equipment – 2nd	\$423.50	\$432.00	N

COMPANION ANIMALS

Release Fee	\$73.50	\$75.00	N
Daily Maintenance	\$26.50	\$27.00	N
Release Fee (Second Impounding)	\$127.50	\$130.00	N
Sale of Dog (no charge) – Microchip Rural/Working Dog	\$38.00	\$39.00	N

FOOTPATH SIGNS, STANDS, etc.

First Offence (Footpaths etc.)	\$48.00	\$49.00	N
Second Offence (Footpaths etc.)	\$92.00	\$94.00	N

BIKES, SKATE BOARDS, etc.

First Offence (Bikes etc.)	\$38.00	\$39.00	N
Second Offence (Bikes etc.)	\$80.00	\$82.00	N

IMPOUNDING FEES (Stock)

Cattle, Horses, Goats, Pigs per head Impounding Fees	\$9.50	\$10.00	N
Sheep, per head	\$3.50	\$4.00	N
Goats, Pigs, per head	\$9.50	\$10.00	N
Identification ear tags, per head	\$6.50	\$7.00	N
Tagging including compliance, per head	\$25.50	\$26.00	N
Identification Compliance & Authority Confirmation, per head	\$6.50	\$7.00	N

SUSTENANCE CHARGES

Cattle, Horses, per head Sustenance Charges	\$26.50	\$27.00	N
Sheep (per head/per day)	\$4.50	\$5.00	N
Goats, Pigs (per head/per day)	\$21.50	\$22.00	N
Minimum Charge	\$26.50	\$27.00	N

Name	Year 19/20 Fee (incl. GST)	Year 20/21 Fee (incl. GST)	GST
------	----------------------------------	----------------------------------	-----

DRIVING FEES

Normal Hours (per hour/per man)	\$75.00	\$77.00	N
Normal Hours (Minimum Charge)	\$75.00	\$77.00	N
After Hours (per hour/per man)	\$80.00	\$82.00	N
After Hours – Minimum Charge	\$180.00	\$184.00	N

ADMINISTRATION

Serving Notices, per hour	\$86.00	\$88.00	N
Letter in reply to enquiry	\$16.50	\$17.00	N
Entry of Impounding into Register	\$7.50	\$8.00	N
Entry of Release into Register	\$7.50	\$8.00	N

OTHER IMPOUNDING FEES

Vehicle (Impounding Officer's), per km	\$3.50	\$3.60	N
Advertising, costs plus fee	\$26.50	\$27.00	N

DETERRENT FEES (Animals Impounded by Council)

Double Fees shall be charged where the same animal/s is/are subsequently impounded within four months of any preceding impounding, provided the animal is still the property of the same owner. Note: i) All fees and charges referred to are irrespective of the size or age of the individual animal. ii) Repeated offences within a 4 month period will double the fees and charges iii) The actual cost associated with the selling of the animal/items.

Fee Methodology: s26 - Impounding Act 1993

Horses, Cattle, Goats or Pigs – 1st animal	\$26.50	\$27.00	N
Additional animals, owned by same person & impounded at the same time (not companion animal)	\$20.50	\$21.00	N
Sheep/Lambs – same owner, impounded at same time – 1-20 in number	\$33.00	\$34.00	N
Sheep/Lambs – same owner, impounded at same time – 20-50 in number	\$66.50	\$68.00	N
Sheep/Lambs – same owner, impounded at same time – 51-100 in number	\$127.50	\$130.00	N
Sheep/Lambs – same owner, impounded at same time – Each additional 100 or part thereof	\$2.00	\$2.00	N
Sale of Stock		10% at Cost	Y

PENALTY NOTICES/OFFENCES

In accordance with Schedule 1 of the Companion Animals Regulation 1999	In accordance with Schedule 1 of the Companion Animals Regulation 1999	N
--	--	---

Name	Year 19/20 Fee (incl. GST)	Year 20/21 Fee (incl. GST)	GST
------	----------------------------------	----------------------------------	-----

Library Services

Fee Methodology: See Northern Regional Library Fee Schedule

LIBRARY SERVICES (All)

Library Services	Fees as per Central Northern Regional Library Fee Schedule Please see link for list of current fees for Central Northern Regional Libraries http://www.tamworth.nsw.gov and-Charges/Fees-and-Charges	Y
Fees as per Central Northern Regional Library Fee Schedule		

Name	Year 19/20 Fee (incl. GST)	Year 20/21 Fee (incl. GST)	GST
------	----------------------------------	----------------------------------	-----

Living Classroom and Trade Training Centre

LIVING CLASSROOM AND TRADE TRAINING KITCHEN

Living Classroom – Other Fees

Outdoor use of Living Classroom – Fee For Hire – Per User – Per Person (outside use of Living Classroom only – no access to other facilities)	\$1.10	\$1.10	Y
This fee will apply to any user that derives an income from the use of this facility. An application in writing must be submitted to, and approved by Council for any request of a fee variation.			

Living Classroom Guided Tours

Guided Tours – Groups – Up to 4 People – Fee is per Person (approx 1.5hrs duration)	\$10.00	\$10.00	Y
Guided Tours – 5 or more Persons – fee is per person (approx 1.5hrs)	\$5.00	\$5.00	Y

Living Classroom Hire – Corporate

Per Hour (Corporate)	\$60.00	\$60.00	Y
Half Day (9:00am – 1:00pm or 1:00pm – 5:00pm) (Corporate)	\$210.00	\$210.00	Y
Full Day (9:00am – 5:00pm) (Corporate)	\$400.00	\$400.00	Y
Evening Rate (6:00pm – 10:00pm), per hour – Non-residential (Corporate)	\$75.00	\$75.00	Y

Living Classroom Hire – Not-for-Profit

Per Hour (Not-for-profit)	\$26.00	\$26.00	Y
Half Day (9:00am – 1:00pm or 1:00pm – 5:00pm) (Not-for-profit)	\$100.00	\$100.00	Y
Full day (9:00am – 5:00pm) (Not-for-profit)	\$195.00	\$195.00	Y
Evening Rate (6:00pm – 10:00pm), per hour – Non-residential (Not-for-profit)	\$35.00	\$35.00	Y

Living Classroom Kitchen Hire

Per Day (Residential self catering)	\$60.00	\$60.00	Y
-------------------------------------	---------	---------	---

Trade Training Kitchen

Bond, per booking	\$250.00	\$250.00	N
N.B Bond - Credit Card details required to secure booking.			
Hire, per hour (minimum 2 hour booking time)	\$65.00	\$65.00	Y

Name	Year 19/20 Fee (incl. GST)	Year 20/21 Fee (incl. GST)	GST
------	----------------------------------	----------------------------------	-----

Residential Bunkhouse

Accommodation is per room, per night
Bunkhouse consists of 4 rooms with 3 bunk beds in each room
Credit Card details required to secure booking

10% surcharge on Public Holiday's

Residential Bunkhouse Accommodation – WEEKDAY RATE – per room – per night	\$60.00	\$50.00	Y
Linen Hire – Residential Bunkhouse Accommodation – per bed – WEEKDAY RATE	\$15.00	\$15.00	Y
Residential Bunkhouse Accommodation – WEEKEND RATE – per room – per night	\$0.00	\$60.00	Y
4 Rooms each with 3 bunk beds			
Linen Hire – Residential Bunkhouse Accommodation – per bed – WEEKEND RATE	\$0.00	\$15.00	Y
Teacher Suites – per night (2 people) – WEEKDAY RATE – inc. linen & towels	\$65.00	\$75.00	Y
Teacher Suites – per night (2 people) – WEEKEND RATE – inc. linen & towels	\$0.00	\$85.00	Y
Weekly Accommodation – Residential Bunkhouse – Includes Linen	\$300.00	\$300.00	Y
Weekly Charge is based on 5 nights accommodation			
Bond – Weekly Accommodation and/or bookings of 10 or more (Group booking)	\$0.00	\$150.00	N
Bond is in the form of a Credit Card assurity - Fee is in addition to nightly rate			

The Living Classroom Event Hire

The Living Classroom – Function Package	\$0.00	\$1,350.00	Y
Package includes - 3 day hire of Classroom and Bunkhouse facilities - Linen included for bunkhouse.			
BOND – The Living Classroom – Function Package	\$0.00	\$200.00	N
The Living Classroom – Festivals & Events Package	Fee to be negotiated on an individual basis as per requirements with a minimum fee of \$500.00		Y
BOND – The Living Classroom – Festivals & Events Package	\$0.00	\$200.00	N

Name	Year 19/20 Fee (incl. GST)	Year 20/21 Fee (incl. GST)	GST
------	----------------------------------	----------------------------------	-----

Meeting Room Hire

Includes: Warialda Visitor Information Centre, Warialda and Bingara Council Chambers and Warialda Memorial Hall Meeting Room.

Fee Methodology: Consistent with other meeting facilities

Room Hire – AVAILABLE only 8:30am to 5:00pm

Less than 2 hours	\$26.50	\$26.50	Y
Half Day	\$45.00	\$45.00	Y
Full Day	\$65.00	\$65.00	Y

Name	Year 19/20 Fee (incl. GST)	Year 20/21 Fee (incl. GST)	GST
------	----------------------------------	----------------------------------	-----

Planning and Development – Other

Fee Methodology: Services are such that individual costs can be determined and met by the user of the service

BUSKERS

Buskers Permit (on community land under s68)	\$80.00	\$80.00	N
--	---------	---------	---

CIRCUS

Subject to the issue of a Permit by Council	\$200.00	\$200.00	N
Garbage Removal (Minimum of \$8.00 per bin), per day	\$88.00	\$88.00	Y

DEVELOPMENT ADVICE

Fee Methodology: Advice and yearly certification: Service operates in a competitive market and is fixed similar to other providers

Professional / Technical Advice – Written Response – Information Readily Available – <30 mins (minimum 30 minutes)	\$77.00	\$77.00	Y
Professional / Technical Advice – Written Response – Information Readily Available – >30 mins – <60 mins	\$129.00	\$129.00	Y
Professional / Technical Advice – Written Response – Information not Readily Available (includes searches) – <30 mins	\$180.00	\$180.00	Y
Professional / Technical Advice – Written Response – Information not Readily Available (includes searches) >60 mins	\$180.00 + \$124.00 add hour		Y
Records Search (includes copies of documents), per hour	\$78.00	\$78.00	N

GENERAL (BUILDING ACCREDITATION, ETC)

Building Accreditation (Assessment of Products & Procedures for Acceptability)	\$1,200.00	\$1,200.00	Y
S82 Fees for BCA Compliance Objection	\$700.00	\$700.00	N

FOOTWAY RESTAURANT LEASES / RENT

Fee Methodology: Advice and yearly certification: Service operates in a competitive market and is fixed similar to other providers

Application – Outdoor Dining	\$62.00	\$62.00	N
Annual Licence/Lease Fee: Per Table	\$11.00	\$11.00	N
Per Chair	\$10.00	\$10.00	N
Application – Footpath Sign (including Sandwich boards)	\$62.00	\$62.00	N
Annual Licence/Lease Fee: Per Sign	\$11.00	\$11.00	N
Application – Clothing Stands and Other Displays	\$62.00	\$62.00	N
Annual Licence/Lease Fee: Per Clothing Stand and Other Displays	\$21.00	\$21.00	N

Name	Year 19/20 Fee (incl. GST)	Year 20/21 Fee (incl. GST)	GST
------	----------------------------------	----------------------------------	-----

Planning

Fee Methodology: Services are such that individual costs can be determined and met by the user of the service

REZONING APPLICATION

Initial Application Fee (payable on lodgement)	\$650.00	\$650.00	N
Staff Time after first 20 hours, per hour	\$120.00	\$120.00	N
Incidentals (E.g. Advertisement)		At Cost	N

SECTION 10.8 CERTIFICATES

Certified Copies of Documents, Plans or Maps	\$53.00	\$53.00	N
--	---------	---------	---

LOCAL ENVIRONMENT PLAN

Fee Methodology: LEP including map: s258 - EP&A Regulations 2000

Hard Copy of LEP – Including Maps	\$53.00	\$53.00	N
Application to amend LEP	\$3,500.00	\$3,500.00	N
Hard Copy of Policy Documents, each	\$13.00	\$13.00	N

DEVELOPMENT CONTROL PLAN

Hard Copy of Development Control Plans	\$53.00	\$53.00	N
Application to amend DCP	\$1,250.00	\$1,250.00	N

Name	Year 19/20 Fee (incl. GST)	Year 20/21 Fee (incl. GST)	GST
------	----------------------------------	----------------------------------	-----

Plant Hire – Engineering Services

Fee Methodology: Cost plus 25% profit plus adjustment for market rate

Plant Hire, including operator

Grader, per hour	\$220.00	\$220.00	Y
Excavator, per hour	\$252.00	\$252.00	Y
Loader, per hour	\$180.00	\$180.00	Y
Single loads whilst loader is on site, per m3	\$20.00	\$20.00	Y
Backhoe, per hour	\$177.00	\$177.00	Y
Tractor with Slasher or Broom, per hour	\$188.00	\$188.00	Y
Tractor with Grid Roller, per hour	\$198.00	\$198.00	Y
Small twin drum footpath roller, per hour	\$105.00	\$105.00	Y
Roller – (multi-tyred, smooth drum and padfoot) per hour	\$153.00	\$153.00	Y
Tipping Truck, 13 tonne, per hour	\$160.00	\$160.00	Y
Tipping truck and dog trailer, per hour	\$190.00	\$190.00	Y
Medium Tipping truck 8 tonne, per hour	\$150.00	\$150.00	Y
Crew truck fitted with Hiab Crane, per hour	\$150.00	\$150.00	Y
Light truck, 2-3 tonne, per hour	\$145.00	\$145.00	Y
Prime Mover / Low Loader, per hour	\$185.00	\$185.00	Y
Prime Mover / Low Loader – stand by rate, per hour	\$63.00	\$63.00	Y
Prime Mover / Low Loader – Minimum Charge	\$407.00	\$407.00	Y
Water Truck, per hour	\$168.00	\$168.00	Y
Transport Utility, per hour	\$68.00	\$68.00	Y
Dingo Trencher, per hour	\$121.00	\$121.00	Y

Name	Year 19/20 Fee (incl. GST)	Year 20/21 Fee (incl. GST)	GST
------	----------------------------------	----------------------------------	-----

Plant Hire – Water and Sewer

WATER AND SEWER – MISCELLANEOUS PLANT

Portable Toilets

Fee Methodology: Portable Toilets: Benchmarked

Hire, per day	\$110.00	\$110.00	Y
Deposit	\$220.00	\$220.00	Y

Sewer Chokes

Fee Methodology: Sewer chokes, jetter, inspection camera and locator: Cost plus 20% profit plus adjustment for market rate

Electric Eel and Operator, per hour		N/A	Y
Electric Eel and Operator, per hour, additional operator		N/A	Y

Sewer Jetter

Fee Methodology: Sewer chokes, jetter, inspection camera and locator: Cost plus 20% profit plus adjustment for market rate

One Operator, per hour	\$155.00	\$155.00	Y
------------------------	----------	----------	---

Note: Time is measured from when the machine leaves and returns to the depot, minimum charge, 1 hour
NB: The use of the Sewer Jetter has replaced the Electric Eel. Council no longer provides use of an Electric Eel.

Two operators, per hour	\$195.00	\$195.00	Y
-------------------------	----------	----------	---

Note: Time is measured from when the machine leaves and returns to the depot, minimum charge, 1 hour
NB: The use of the Sewer Jetter has replaced the Electric Eel. Council no longer provides use of an Electric Eel.

Inspection Camera

Travelling is the same as the hourly rate

Fee Methodology: Sewer chokes, jetter, inspection camera and locator: Cost plus 20% profit plus adjustment for market rate

Operator, per hour, plus travelling	\$99.00	\$99.00	Y
Inspection recorded on USB Stick	\$88.00	\$88.00	Y

Service Locator

Fee Methodology: Sewer chokes, jetter, inspection camera and locator: Cost plus 20% profit plus adjustment for market rate

With operator, per hour		N/A	Y
Without operator, per hour		N/A	Y

Name	Year 19/20 Fee (incl. GST)	Year 20/21 Fee (incl. GST)	GST
------	----------------------------------	----------------------------------	-----

Printing and Photocopying

PHOTOCOPYING – FAXING

Black and White

A4 – One-sided, per copy (1 – 50 copies) (Black & White)	\$0.40	\$0.40	Y
A4 – One-sided, per copy (51 – 200 copies) (Black & White)	\$0.35	\$0.35	Y
A4 – One-sided, per copy (201 – 400 copies) (Black & White)	\$0.30	\$0.30	Y
A4 – One-sided, per copy (401 + copies) (Black & White)	\$0.20	\$0.20	Y
A4 – Double-sided, per copy (1 – 50 copies) (Black & White)	\$0.60	\$0.60	Y
A4 – Double-sided, per copy (51 – 200 copies) (Black & White)	\$0.55	\$0.55	Y
A4 – Double-sided, per copy (201 – 400 copies) (Black & White)	\$0.50	\$0.50	Y
A4 – Double-sided, per copy (401 + copies) (Black & White)	\$0.40	\$0.40	Y
A3 – One-sided, per copy (Black & White)	\$0.60	\$0.60	Y
A3 – Double-sided, per copy (Black & White)	\$0.80	\$0.80	Y

Colour

A4 – One-sided, per copy (1 – 50 copies) (Colour)	\$1.50	\$1.50	Y
A4 – One-sided, per copy (51 – 200 copies) (Colour)	\$1.40	\$1.40	Y
A4 – One-sided, per copy (201 – 400 copies) (Colour)	\$1.20	\$1.20	Y
A4 – One-sided, per copy (401 + copies) (Colour)	\$1.00	\$1.00	Y
A4 – Double-sided, per copy (1 – 50 copies) (Colour)	\$2.00	\$2.00	Y
A4 – Double-sided, per copy (51 – 200 copies) (Colour)	\$1.80	\$1.80	Y
A4 – Double-sided, per copy (201 – 400 copies) (Colour)	\$1.60	\$1.60	Y
A4 – Double-sided, per copy (400 + copies) (Colour)	\$1.40	\$1.40	Y
A3 – One-sided, per copy (Colour)	\$2.50	\$2.50	Y
A3 – Double-sided, per copy (Colour)	\$3.00	\$3.00	Y

Other – Photocopying / Faxing

Laminating – A4, each	\$2.50	\$2.50	Y
Laminating – A3, each	\$3.50	\$3.50	Y
Policies & Guidelines, General Publications, Area Reports	As per print costs		Y

PRINTING

Plan Printing

A1, per copy	\$5.50	\$5.50	Y
Shire maps, Over the Counter, per copy	\$16.00	\$16.00	Y
Shire maps, Plus Postage & Handling, per copy	\$20.00	\$20.00	Y

Name	Year 19/20 Fee (incl. GST)	Year 20/21 Fee (incl. GST)	GST
------	----------------------------------	----------------------------------	-----

Promotional Flags

Promotional Flag Production – per flag		By Negotiation	Y
Promotional Flag Installation – per flag – Shire Wide Installation		By Negotiation	Y
Promotional Flag Installation – per flag – Bingara Township only		By Negotiation	Y
Promotional Flag Installation – per flag – Warialda Township only		By Negotiation	Y
Promotional Flag Installation – per flag – Gravesend Township only		By Negotiation	Y

Name	Year 19/20 Fee (incl. GST)	Year 20/21 Fee (incl. GST)	GST
------	----------------------------------	----------------------------------	-----

Property and Rating

603 Fees are set by the Office of Local Government and are tied to the CPI.

Fee Methodology: Service operates in a competitive market and is fixed similar to other providers. Statutory: s355 Local Government Act

RATING (GENERAL)

Rates and Annual Charges	See Statement of Rates to be levied, Rating Categories and Summary of Charges		N
Certified Copies – Certificates issued by Council (Conveyancers, Solicitors)	\$74.30	\$75.00	N
Administration – Dishonoured Cheques, per instance	\$53.00	\$50.00	N

INFORMATION – PROPERTY

Rating Valuations & Ownership Details – Written Response, per enquiry	\$26.50	\$25.00	N
Rating Valuation & Ownership Details – Verbal (owner/occupier exempt) per 15 mins	\$15.90	\$15.00	N
Inspection – Valuation Book, per 30 mins without assistance	\$43.50	\$40.00	N
Property – Sales Listings (Notices of Sales)	\$265.30	\$250.00	N

MAPPING / GIS / RURAL ADDRESSING

Rural Addressing – Fee	\$160.00	\$160.00	N
Mapping – Purchase – Road Directory	\$22.90	\$23.00	N
Mapping – Purchase – Shire Map	\$53.00	\$53.00	N
Mapping – Purchase – Urban and Rural Land	\$52.00	\$53.00	N
Documents – Purchase – Copies of Deposited Plans	\$26.50	\$27.00	N
Documents – Contracts – Plain English	\$26.50	\$27.00	N

Name	Year 19/20 Fee (incl. GST)	Year 20/21 Fee (incl. GST)	GST
------	----------------------------------	----------------------------------	-----

Recreation

GWYDIR FITNESS CENTRE

Fitness Centre: Includes membership to all facilities. School groups must be accompanied by school staff member.

- School sports do not require a bond.

* Pension Concession card must be produced upon application for membership

** Junior High School Student must be accompanied by their parent who must also be a member of the Gym at all times

Other

Fob Purchase/Replacement	\$20.00	\$20.00	Y
--------------------------	---------	---------	---

Casual

Casual Membership (2 weeks only)	\$24.00	\$25.00	Y
Sports Groups – per child – per session	\$4.00	\$4.50	Y

Monthly

Pensioner – Monthly*	\$37.00	\$38.00	Y
Junior High School Student (under 16) – Monthly**	\$37.00	\$38.00	Y
High School Student (16 – 18)	\$37.00	\$38.00	Y
Adult – Monthly	\$48.00	\$49.00	Y
Family – Monthly	\$92.00	\$94.00	Y

6 Monthly

Pensioner – 6 Monthly*	\$185.00	\$190.00	Y
Junior High School Student (under 16) – 6 Monthly**	\$185.00	\$190.00	Y
High School Student (16 – 18) 6 Monthly	\$185.00	\$190.00	Y
Adult – 6 Monthly – Fee includes 12 month Social Membership to the Bingara Sporting Club	\$240.00	\$245.00	Y

NB: This offer does not apply to Gwydir Shire Council staff members or their family members.

Family – 6 Monthly	\$460.00	\$470.00	Y
--------------------	----------	----------	---

Facility Usage by Personal Trainer

Fitness classes: appropriate certification, registration and insurance is required

Weekly Hire Fee	\$100.00	\$100.00	Y
Fitness Classes – Hourly Rate	\$10.00	\$10.00	Y

Name	Year 19/20 Fee (incl. GST)	Year 20/21 Fee (incl. GST)	GST
------	----------------------------------	----------------------------------	-----

WARIALDA SPORTS STADIUM

Fitness classes: appropriate certification, registration and insurance is required

Hire

Fee Methodology: Hire: Contribution towards the cost of maintenance. Warialda school charge: As per Council agreement

Schools, annual charge	\$531.00	\$531.00	Y
Hire, per hire (junior sports clubs exempt from this fee)	\$43.00	\$43.00	Y

CRANKY ROCK RESERVE

Fee increases aligned with Council resolution 29 August 2013. Cabins will not be installed at Cranky Rock
Fee Methodology: Cranky Rock Reserve: Consistent with other council operations and market rates

Primitive Camping Area – Powered Site

Per Night (2 people) – Powered Site – Cranky Rock Reserve	\$20.00	\$20.00	Y
Per Week (2 People) – Powered Site – Cranky Rock Reserve	\$115.00	\$115.00	Y
Pensioners, per night (2 People) – Powered Site -Cranky Rock Reserve	\$15.00	\$15.00	Y
Pensioners, per week (2 People) – Cranky Rock Reserve	\$85.00	\$85.00	Y
Additional Person – 12yrs and up – Powered Site – Cranky Rock Reserve	\$0.00	\$5.00	Y

Primitive Camping Area – Unpowered Site

Per Night (2 People) – Unpowered Site – Cranky Rock Reserve	\$15.00	\$15.00	Y
Per Week (2 People) – Unpowered Site – Cranky Rock Reserve	\$75.00	\$75.00	Y
Pensioners, per night (2 People) – Unpowered Site – Cranky Rock Reserve	\$12.00	\$12.00	Y
Pensioners, per week (2 People) – Unpowered Site – Cranky Rock Reserve	\$55.00	\$55.00	Y
Additional Person – 12yrs and up – Unpowered Site – Cranky Rock Reserve	\$0.00	\$5.00	Y

MARKET STALLS

Fee Methodology: Market Stalls: As per stall holder application form

Local Stallholder	\$10.00	\$10.00	Y
Visiting Stallholder	\$40.00	\$40.00	Y

Name	Year 19/20 Fee (incl. GST)	Year 20/21 Fee (incl. GST)	GST
------	----------------------------------	----------------------------------	-----

Roxy

Not for profit rate is applicable only to those organisations who are registered as a not-for-profit or charity organisation. The not-for-profit rate is the base rate, anyone hiring under this rate is hiring the room only. All associated setup is the responsibility of the hirer. This includes the setup of chairs, tables, stage and all required equipment except for audio visual such as projector and screen which will be done by council staff. The private and corporate rate includes cleaning and basic room set up if a plan/table arrangement is provided prior to event. For special requests please contact the Roxy for a quote.

Fee Methodology: Benchmarked

CONFERENCE ROOM HIRE

Private – Full Day	\$170.00	\$170.00	Y
Private – Half Day	\$110.00	\$110.00	Y
Corporate – Full Day	\$255.00	\$255.00	Y
Corporate – Half Day	\$180.00	\$180.00	Y
Not-for-profit (local) – Full Day	\$125.00	\$125.00	Y
Not-For-Profit (local) – Half Day	\$80.00	\$80.00	Y

MEETING ROOM HIRE – Approx 10 People

Private – Full Day	\$110.00	\$110.00	Y
Private – Half Day	\$80.00	\$80.00	Y
Private – Hourly	\$35.00	\$35.00	Y
Corporate – Full Day	\$180.00	\$180.00	Y
Corporate – Half Day	\$150.00	\$150.00	Y
Corporate – Hourly	\$45.00	\$45.00	Y
Not-For-Profit (local) – Full Day	\$80.00	\$80.00	Y
Not-For-Profit (local) – Half Day	\$50.00	\$50.00	Y
Not-For-Profit – Hourly	\$20.00	\$20.00	Y

THEATRE HIRE – Functions/Presentations/Weddings

BOND - Not Payable in Cash. Credit Card details to be provided

Not Applicable to Not-For-Profit hire or clients that have applied to Council and been successful, to have the use of the facility donated.

Theatre Hire – Private	\$560.00	\$560.00	Y
Theatre Hire – Corporate	\$665.00	\$665.00	Y
Theatre Hire – Not-for-profit (local)	\$305.00	\$305.00	Y
Wedding/Function Package – Exclusive Hire of The Roxy Theatre – 9am Friday through to Midday Sunday (if required).	\$1,000.00	\$1,000.00	Y
Stage Hire: Per module, minimum of 4 modules (includes set up)	\$25.00	\$25.00	Y

Name	Year 19/20 Fee (incl. GST)	Year 20/21 Fee (incl. GST)	GST
------	----------------------------------	----------------------------------	-----

KITCHEN HIRE IN CONJUNCTION WITH THEATRE HIRE

Heavy Usage (Food preparation e.g. Cooking) includes use of crockery and equipment	\$260.00	\$260.00	Y
Light Use (e.g. Sandwiches, food warming) includes use of crockery and equipment	\$60.00	\$60.00	Y

OTHER HIRE

Breakage Fee: Glasses – Wine/tumbler/champagne	\$6.00	\$6.00	Y
Breakage Fee: Crockery – Plate/Bowl	\$10.50	\$10.50	Y
Table Cloth: Hire of white round table cloths	\$12.00	\$12.00	Y
Cleaning Fee – Applicable to the hire of ALL Roxy Venues – This fee will be charged if venue is NOT left sufficiently cleaned.	\$65.00	\$66.00	Y

TEA AND COFFEE

Tea, Coffee and Water, per person	\$4.00	\$4.00	Y
Tea, Coffee, Water and Juice, per person	\$6.00	\$6.00	Y

ROXY TOURS

Roxy Tour	\$5.00	\$5.00	Y
Museum Tour	\$5.00	\$5.00	Y
Private tour, includes Roxy history movie weekday rate – (Minimum 20 people)	\$15.00	\$15.00	Y
Private tour, includes Roxy history movie weekend rate – (Minimum 20 People)	\$25.00	\$25.00	Y

MOVIES

School Holiday Movies (Adults at Children's prices)*	\$0.00	\$8.00	Y
<i>* Family ticket also applies</i>			
Private Screenings, per person weekday rate (minimum 20 people)	\$20.00	\$20.00	Y
Private Screenings, per person weekend rate (minimum 20 people)	\$35.00	\$35.00	Y
General Admission – Adult	\$15.00	\$12.00	Y
General Admission – Concession (seniors and children 12 years and under)	\$10.00	\$8.00	Y
General Admission – Family (Admit 4)*	\$45.00	\$35.00	Y
<i>* Family Ticket options include 2 Adults and 2 Children or 1 Adult and 3 Children</i>			

Name	Year 19/20 Fee (incl. GST)	Year 20/21 Fee (incl. GST)	GST
------	----------------------------------	----------------------------------	-----

Section 68 – Approvals

Fee Methodology: Services are such that individual costs can be determined and met by the user of the service

ONSITE SEWERAGE MANAGEMENT (OSSM) – APPROVALS

Applications – OSSM Approval

Application – (Septic Tank) Operation	\$110.00	\$110.00	N
Application – Install New/Major Alterations	\$275.50	\$275.50	N
Application – Minor Works	\$153.00	\$153.00	N
Application – Replace disposal area	\$153.00	\$153.00	N
Application – Alter/extend disposal area	\$92.00	\$92.00	N

Inspections – OSSM Approval

Inspection – If submitted with DA (2) – Minimum of 1 at \$135.00	\$354.00	\$270.00	N
Inspection – If submitted separate from DA (3) – Minimum of 1 at \$135.00	\$530.00	\$405.00	N
Inspection – Existing OSSM	\$172.50	\$175.00	N
Inspection – Disposal Area / Replacement Tank	\$354.00	\$270.00	N

Other – OSSM Approval

Administration – Plumbing Administration Recording Fee (diagram)	\$21.50	\$22.00	N
--	---------	---------	---

SECTION 68 – ACTIVITY APPLICATION

Section 68 – Application	\$93.00	\$93.00	N
--------------------------	---------	---------	---

SEWER – SEWERAGE APPLICATIONS / WORKS CONNECTIONS – Approval

Fee Methodology: Sewer and Water Applications: Services are such that individual costs can be determined and met by the user of the service

Connect to Sewer/Major Amendment (Residential), >4 fixtures	\$258.00	\$258.00	N
Minor Amendment (Residential), <4 fixtures	\$124.00	\$124.00	N
Connect to Sewer/Major Amendment (Commercial), Up to 2 WC	\$330.00	\$330.00	N
Connect to Sewer/Major Amendment (Commercial), Over 2 WC	\$392.00	\$392.00	N
Minor Amendment (Commercial)	\$165.00	\$165.00	N
Alteration to plan / connection	\$21.00	\$21.00	N
Inspections (2)	\$309.00	\$309.00	N
Alteration to plan/connection	\$73.00	\$73.00	N
Drainage Diagram – Sewer	\$20.00	\$20.00	N
Drainage Diagram – Urgent – Sewer	\$42.00	\$42.00	N

Name	Year 19/20 Fee (incl. GST)	Year 20/21 Fee (incl. GST)	GST
------	----------------------------------	----------------------------------	-----

WATER – CONNECT TO WATER MAIN APPLICATIONS / WORKS – Application

Water Supply – Domestic	\$124.00	\$124.00	N
Alter Supply – Domestic – Minor	\$73.00	\$73.00	N
Alter Supply – Domestic – Major	\$93.00	\$93.00	N
Water Supply – Commercial/Industrial	\$227.00	\$227.00	N
Alter Supply – Commercial/Industrial – Minor	\$114.00	\$114.00	N
Alter Supply – Commercial/Industrial – Major	\$165.00	\$165.00	N

CARAVAN PARK APPROVAL AND INSPECTION

Fee Methodology: s68 & s80 - Local Government Act 1993

Initial Approval, per site	\$21.00	\$21.00	N
Initial Approval, minimum	\$464.00	\$464.00	N
Existing Operation, per site	\$11.00	\$11.00	N
Existing Operation, minimum	\$175.00	\$175.00	N
Certificate of Completion – issue	\$98.00	\$98.00	N
Certificate of Completion – issue (Assoc. structure)	\$57.00	\$57.00	N
Replacement Approval – in name of new proprietor	\$98.00	\$98.00	N
Less than 12 Sites	\$67.00	\$67.00	N
Less than 12 Sites – Re-inspection	\$67.00	\$67.00	N
12-17 Sites, C536, per site	\$6.00	\$6.00	N
12-17 Sites – Re-inspection, per site	\$6.00	\$6.00	N
Greater than 17 Sites, per site	\$4.00	\$4.00	N
Greater than 17 Sites – Re-inspection, per site	\$4.00	\$4.00	N
Replacement Approval	\$42.00	\$42.00	N
Manufactured Home Inspection	\$73.00	\$73.00	N
Manufactured Home Re-inspection	\$73.00	\$73.00	N
Other Structures	\$37.00	\$37.00	N
Other Structures – Re-inspection	\$37.00	\$37.00	N

Name	Year 19/20 Fee (incl. GST)	Year 20/21 Fee (incl. GST)	GST
------	----------------------------------	----------------------------------	-----

Sewerage and Trade Waste

SEWER CONNECTION / SUPPLIES

Fee Methodology: Sewer connection: Average actual cost

Administration: Based on wages cost

Sewer Connection

Existing junction (to locate)	\$700.00	\$700.00	N
New junction required, less than 1.2m	\$1,000.00	\$1,000.00	N
New junction required, greater than 1.2m	\$1,500.00	\$1,500.00	N

Annual Sewer Charge

Residential Customers	\$500.00	\$500.00	N
Non-Residential Customers (20mm service)	\$425.00	\$430.00	N
Non-Residential Customers (25mm service)	\$665.00	\$671.85	N
Non-Residential Customers (32mm service)	\$1,085.00	\$1,100.80	N
Non-Residential Customers (40mm service)	\$1,695.00	\$1,720.00	N
Non-Residential Customers (50mm service)	\$2,650.00	\$2,687.50	N
Sewerage Administration – Copy of plan	\$18.00	\$18.00	N

TRADE WASTE USAGE CHARGES (WATER AND SEWER)

Fee Methodology: Annual charge and Trade Waste: Best practice water and sewer pricing (as per Statement of Revenue policy).

Trade Waste: NSW Office of Water Guidelines.

Administration: Based on wages cost

With prescribed pre-treatment (per KL)	\$1.30	\$1.30	N
Without prescribed pre-treatment (per KL)	\$15.00	\$15.00	N
Tankered Waste (per KL)	\$21.00	\$21.00	N

LIQUID TRADE WASTE

Annual Trade Waste Fee (minimum)	\$77.00	\$77.00	N
Usage – Discharge factor X Water Consumption	\$2.45	\$2.50	N
Delivery – Septic tank sludge to sewer system, per KL	\$21.00	\$21.00	N

Name	Year 19/20 Fee (incl. GST)	Year 20/21 Fee (incl. GST)	GST
------	----------------------------------	----------------------------------	-----

Showground

SHOWGROUND FACILITIES

Deposit refundable following satisfactory inspection

General Hire

Amenity block hire: User group to supply own disposables

Fee Methodology: Hire - Benchmarked

Deposit – Private Functions	\$250.00	\$250.00	Y
Complete showground (major event) including preparation and restoration		Quotation	Y
Luncheon Pavilion, per function/day (includes amenity block)	\$125.00	\$125.00	Y
Bar area under grandstand, per function/day (includes amenity block)	\$120.00	\$120.00	Y
Cool Room (private function), per hiring	\$71.00	\$71.00	Y
New Pavilion, per day (includes amenity block)	\$93.00	\$93.00	Y
New Pavilion, Regular bookings (more than 10/year), per function	\$15.00	\$15.00	Y
Bull Stalls (private function), per night	\$66.00	\$66.00	Y
Amenity block, per day	\$65.00	\$65.00	Y

Cleaning

Toilet amenities cleaning: Cleaning included per 1 day event, daily fee thereafter

Fee Methodology: Amenity hire and cleaning: Based on cost of cleaner

Cleaning – Toilet Amenities (one block), per day	\$65.00	\$65.00	Y
--	---------	---------	---

Electricity Charges

Fee Methodology: Electricity usage: Average actual cost - Reading fee: Based on wages cost

Electricity charges – Usage, per KW – Showground Facilities	\$0.50	\$0.50	Y
Electricity charges – Meter Reading Fee (electricity usage to be paid after function)	\$50.00	\$50.00	Y

Showground Waste Management

Fee Methodology: Waste Management: As per waste charges

Waste Collection & Disposal – All, per bin	\$7.50	\$7.50	Y
Hire – Wheelie Bin, per week or part thereof	\$7.50	\$7.50	Y
Hire – Wheelie Bin (not for profit organisation), per event	\$25.00	\$25.00	Y

Name	Year 19/20 Fee (incl. GST)	Year 20/21 Fee (incl. GST)	GST
------	----------------------------------	----------------------------------	-----

Showground Camping

Showground is not for agistment. No booking of stall or yards permitted when showground has events

Fee Methodology: Benchmarked, with the exception of rodeo yards fee (contribution towards the cost of maintenance) and circus showground hire

Caravan Camping – Unpowered (in conjunction with event at showground), per night	\$17.50	\$17.50	Y
Caravan Camping – Unpowered (in conjunction with event at showground), per week	\$105.00	\$105.00	Y
Caravan Camping – Powered (in conjunction with event at showground), per night	\$22.00	\$22.00	Y
Camping – On Arena		Quotation	Y

Equestrian Events

Anyone using stall or yards must supply PIC Number (Property Identification Code)

Equestrian Events – Ground Use – Minimum charge (for 10 competitors or less), per day	\$110.00	\$110.00	Y
Equestrian Events – Ground Use – (more than 10 competitors), per competitor/day	\$11.00	\$11.00	Y
Hire – Horse Stalls, per night, per horse	\$5.00	\$5.00	Y
Hire – Horse Stalls, per week, per stall (Maximum of 7 day stay)	\$35.00	\$35.00	Y

Rodeo Yards

Anyone using stall or yards must supply PIC Number (Property Identification Code).

Rodeo yards deposit: 75% refunded if left in clean condition and no damages.

Rodeo yards Conditions of Hire: i) One horse per person; ii) Maximum one week allowed for breaking in; iii) Booking and deposit/fee made to Council's office prior to use; iv) Receipt must be retained

Rodeo Yards – Deposit	\$250.00	\$250.00	Y
Rodeo Yards – per horse, per day (maximum of 7 days)	\$10.00	\$10.00	Y

Travelling Show / Circus

Deposit – Showground – Travelling show/circus	\$330.00	\$330.00	Y
Hire – Showground – Travelling show/circus, per day, plus power	\$110.00	\$110.00	Y

Name	Year 19/20 Fee (incl. GST)	Year 20/21 Fee (incl. GST)	GST
------	----------------------------------	----------------------------------	-----

Social And Children Services

Proof of Healthcare Card must be provided in order to be eligible for the subsidy

LOW INCOME HOUSING

Fee Methodology: Low income housing: As per Community Housing methodology

Low Income housing		By Negotiation	Y
--------------------	--	----------------	---

PRE-SCHOOL

Fee Methodology: Preschool: Based on annual household income, as per childcare benefit rebate regulation. Equipment and enrolment benchmarked. (Plus CPI).

Children Turning 5 Before 30th July 2020	\$15.00	\$20.00	N
Equity 3 year old Children	\$15.00	\$20.00	N
ATSI Children	\$15.00	\$20.00	N
Non-Equity 3 year old Children	\$20.00	\$25.00	N
Equipment fee, per term	\$35.00	\$35.00	N
Annual Enrolment Fee (per child payable 1st term)	\$30.00	\$30.00	N

TOY LIBRARY (Bingara and Warialda)

Fee Methodology: Toy Library: CPI (Where required).

Membership, Full member	\$56.00	\$56.00	Y
Membership, Casual member	\$25.00	\$30.00	N
Non-borrowing membership	\$30.00	\$35.50	Y

THARAWONGA

Tharawonga Mobile Resource Unit	Family Child Care Subsidy Rebate will be determined by Individual Family income and activity.		N
---------------------------------	---	--	---

VACATION CARE

Daily Fee – Single – per child, per day	\$10.00	\$10.00	N
---	---------	---------	---

Name	Year 19/20 Fee (incl. GST)	Year 20/21 Fee (incl. GST)	GST
------	----------------------------------	----------------------------------	-----

Sports Fields and Ovals

Deposit is refundable on conditions

Fee Methodology: Deposit: As per Council agreement

OVAL HIRE (Junior sports clubs exempt from fees)

Fee Methodology: Hire: Contribution towards the cost of maintenance

Seasonal Hire

Deposit (non refundable) – All sports fields Plus Scheduled fees below	\$265.00	\$265.00	Y
Day use, charge per club (Maximum 4hrs: 6am-10am; 10am-2pm; 2pm-6pm)	\$531.00	\$531.00	Y
Night use, charge per club (Maximum 4 nights for maximum 3hrs/night)	\$850.00	\$850.00	Y

Casual Hire

Day Hire	\$107.00	\$107.00	Y
Night hire, per hour (Maximum 3 hrs)	\$158.00	\$158.00	Y

Line Marking

Fee Methodology: Line marking: Based on wages costs plus materials

Line Marking, per football field	\$128.00	\$130.60	Y
----------------------------------	----------	----------	---

Name	Year 19/20 Fee (incl. GST)	Year 20/21 Fee (incl. GST)	GST
------	----------------------------------	----------------------------------	-----

Swimming Pools

Prices subject to review prior to the swimming season each year

Fee Methodology: Benchmarked

SWIMMING POOLS (RECREATIONAL) – BINGARA AND WARIALDA

Council will be considering the exemption of pool entry fees for the 2020/2021 swim season for users of Council pool facilities.

N.B.Exemptions may apply for users outside of the Shire boundary.

Full Season Ticket

Family (2 Adults & 2 Children) (Full Season)	\$300.00	\$300.00	Y
Family – Additional Child (Full Season)	\$80.00	\$80.00	Y
Adult (Full Season)	\$150.00	\$150.00	Y
Child (At School) (Full Season)	\$120.00	\$120.00	Y
Pensioner (Full Season)	\$120.00	\$120.00	Y

Half Season Ticket

Family (2 Adults & 2 Children) (Half Season)	\$180.00	\$180.00	Y
Family – Additional Child (Half Season)	\$50.00	\$50.00	Y
Adult (Half Season)	\$90.00	\$90.00	Y
Child (At School) (Half Season)	\$70.00	\$70.00	Y
Pensioner (Half Season)	\$70.00	\$70.00	Y

Weekly Ticket

Family (2 Adults & 2 Children) (Weekly)	\$42.00	\$42.00	Y
Adult (Weekly)	\$21.00	\$21.00	Y
Child (At School) (Weekly)	\$11.00	\$11.00	Y
Pensioner (Weekly)	\$11.00	\$11.00	Y

Daily Session

Adult (per session)	\$4.50	\$4.50	Y
Child (At School) (per session)	\$3.50	\$3.50	Y
Pensioner (per session)	\$3.50	\$3.50	Y
School Group (per session)	\$3.50	\$3.50	Y

Name	Year 19/20 Fee (incl. GST)	Year 20/21 Fee (incl. GST)	GST
------	----------------------------------	----------------------------------	-----

Waste

Fee Methodology: Service operates in a competitive market and is fixed similar to other providers

LANDFILL – WASTE DISPOSAL FEES

Other – Waste Disposal Fees*

***Some Restrictions Apply**

**** Must Supply Weighbridge Docket**

Domestic – Asbestos Waste (Up to 1 bag<10m2)*		No Fee	Y
Domestic – Asbestos & Hazardous Waste (Minimum \$40.00), per 1m3*	\$120.00	\$123.00	Y
Domestic – Residents and Ratepayers Only – Unsorted or General Waste – Car*	\$10.00	\$11.00	Y
Domestic – Residents and Ratepayers Only – Unsorted or General Waste – Ute*	\$30.00	\$31.00	Y
Domestic – Residents and Ratepayers Only – Unsorted or General Waste – Trailer Under 2.4m*	\$20.00	\$21.00	Y
Domestic – Residents and Ratepayers Only – Unsorted or General Waste – Trailer Longer Than 2.4m*	\$30.00	\$31.00	Y
Domestic – Residents and Ratepayers Only – Unsorted or General Waste – Ute and Trailer Under 2.4m*	\$40.00	\$41.00	Y
Domestic – Residents and Ratepayers Only – Unsorted or General Waste – Ute and Trailer Longer Than 2.4m*	\$60.00	\$61.00	Y
Domestic – Residents and Ratepayers Only – Unsorted or General Waste – (Minimum \$50) Small Truck up to 3 Tonnes*	\$150.00	\$153.00	Y
Domestic – Residents and Ratepayers Only – Unsorted or General Waste – (Minimum \$100) Large Truck up to 6 Tonnes*	\$300.00	\$306.00	Y
Domestic – Residents and Ratepayers Only – Unsorted or General Waste (per Tonne) – Semi Truck**	\$100.00	\$102.00	Y
Commercial / Industrial / Construction – Unsorted or General Waste – Car*	\$15.00	\$16.00	Y
Commercial / Industrial / Construction – Unsorted or General Waste – Ute*	\$45.00	\$46.00	Y
Commercial / Industrial / Construction – Unsorted or General Waste – Trailer Under 2.4m*	\$30.00	\$31.00	Y
Commercial / Industrial / Construction – Unsorted or General Waste – Trailer Longer Than 2.4m*	\$45.00	\$46.00	Y
Commercial / Industrial / Construction – Unsorted or General Waste – Ute and Trailer Under 2.4m*	\$60.00	\$62.00	Y
Commercial / Industrial / Construction – Unsorted or General Waste – Ute and Trailer Longer Than 2.4m*	\$90.00	\$92.00	Y
Commercial / Industrial / Construction – Unsorted or General Waste – (Minimum \$100) Small Truck up to 3 Tonnes*	\$300.00	\$306.00	Y
Commercial / Industrial / Construction – Unsorted or General Waste – (Minimum \$102) Large Truck up to 6 Tonnes*	\$600.00	\$612.00	Y
Commercial / Industrial / Construction – Unsorted or General Waste – (per Tonne) Semi Truck up to 6 Tonnes**	\$100.00	\$102.00	Y
Commercial/Industrial – Asbestos & Hazardous* Waste (Minimum \$91), per 1m3*	\$267.00	\$273.00	Y
Commercial/Industrial/Construction – Unsorted and/or contaminated Waste (Minimum \$91), per 1m3*	\$267.00	\$273.00	Y

Name	Year 19/20 Fee (incl. GST)	Year 20/21 Fee (incl. GST)	GST
------	----------------------------------	----------------------------------	-----

Mulch

Domestic Use – Self Load	\$11.50	\$12.00	Y
Commercial Use – Self Load, per m3 – Mulch	\$16.50	\$17.00	Y
Loading per m3 + mulch costs	\$11.50	\$12.00	Y
Loading only rate add cost of mulch per m3 to transaction			
Delivered – Mulch		At Cost	Y

MOBILE GARBAGE BINS / RECYCLE BINS

Kitchen Tidy	\$16.50	\$17.00	Y
Mobile Garbage Bins 140 ltrs – Wheelie Bin – New (Domestic Collection Only)	\$59.50	\$61.00	N
Mobile Garbage Bins 240 ltrs – Wheelie Bin – New (Domestic and Commercial Collections Only)	\$64.50	\$66.00	N
Mobile Garbage Bins Recycle 360 ltrs – Wheelie Bin – New (Domestic and Commercial collections and Non Collection)	\$127.50	\$130.00	N
Environmental – Compost Bin – 220L	\$48.00	\$48.95	Y
Environmental – Compost Bin – 400L	\$66.50	\$68.00	Y
Environmental – Compost Aerator	\$25.50	\$26.00	Y
Variation to waste collection service (administration charge)	\$64.50	\$66.00	N

WASTE MANAGEMENT – COMMERCIAL / INDUSTRIAL

Minor Commercial – Waste Management	\$617.00	\$600.00	N
Small Commercial – Waste Management	\$1,335.00	\$1,200.00	N
Medium Commercial – Waste Management	\$2,307.00	\$2,400.00	N
Large Commercial – Waste Management	\$3,272.00	\$3,340.00	N
Non-Rateable Minor – Waste Management	\$617.00	\$600.00	N
Non-Rateable Small – Waste Management	\$1,335.00	\$1,200.00	N
Non-Rateable Medium – Waste Management	\$2,307.00	\$2,400.00	N
Non-Rateable Large – Waste Management	\$3,272.00	\$3,340.00	N

WASTE MANAGEMENT – DOMESTIC

Waste Disposal Levy – Domestic & Commercial	\$212.00	\$222.00	N
Domestic Waste Management – Residential Collections	\$415.00	\$365.00	N
Domestic Residential Collections – Waste Management – Bin Upgrade / Additional Bin (240)	\$150.00	\$150.00	N
Vacant – Waste Management – Domestic & Commercial	\$75.00	\$75.00	N

CHIPPER HIRE

Chipper Hire (1 operator/hr)	\$173.50	\$177.00	Y
Chipper Hire (2 operator/hr)	\$219.50	\$224.00	Y
Plus Truck travel/hr	\$102.00	\$145.00	Y

Name	Year 19/20 Fee (incl. GST)	Year 20/21 Fee (incl. GST)	GST
------	----------------------------------	----------------------------------	-----

Water Supply

WATER METERS

Water meter replacement: Renewal of deteriorated service in same diameter - No fee
 Fee methodology: Meter reading, restrictor and removal: based on cost of wages

Water Meter Reading – Fee	\$45.00	\$45.00	N
Water Meter Restrictor – Removal	\$80.00	\$80.00	N
Water Meter Cover – Plastic	\$77.00	\$77.00	Y
Meter Testing in house (Refundable if meter is found to be faulty)	\$110.00	\$110.00	N
Meter Testing NATA laboratory	\$300.00	\$300.00	N
Meter Change – Downsize due to user pays	\$95.00	\$95.00	N
Water Meter Replacement – Damaged by Ratepayer	\$180.00	\$180.00	Y

WATER CONSUMPTION

Fee Methodology: Consumption and standpipe: Best practice water and sewer pricing (as per Statement of Revenue policy).

Consumption Fee – Water per KL, up to 600KL	\$1.40	\$1.50	N
Consumption Fee – Water per KL, greater than 600KL	\$2.05	\$2.10	N
Consumption Fee – Water per KL – Recycled Water	\$0.12	\$0.12	N
Consumption Fee – Water per KL – Non Rateable Properties	\$1.40	\$1.50	N

WATER SUPPLY – OTHER

Fee Methodology: Supplies: NSW Office of Water Guidelines.

Developer charges: As per Developer Servicing Plan.

Main Extension: Full Cost Recoverable plus 15% plus GST.

Others: Average actual cost

Standpipe Water Sales, per KL	\$3.00	\$3.00	N
Main Tapping Fees – 20mm service, plus meter	\$600.00	\$600.00	N
Main Tapping Fees – 25mm service, plus meter	\$700.00	\$700.00	N
Main Tapping Fees – Greater than 25mm service, plus meter		POA	N
Pressure/Flow Testing	\$110.00	\$110.00	N
Swimming Pool Fills from Water Main (40kl)	\$150.00	\$150.00	N
Removal of service due to user pays	\$95.00	\$95.00	N
Developer charges – water – contribution to existing infrastructure per new lot	\$2,000.00	\$2,000.00	N
Developer charges – sewer – contribution to existing infrastructure per new lot	\$2,000.00	\$2,000.00	N
Water main extension		POA	N
Sewer main extension		POA	N

Name	Year 19/20 Fee (incl. GST)	Year 20/21 Fee (incl. GST)	GST
------	----------------------------------	----------------------------------	-----

WATER SUPPLIES – ACCESS CHARGE

20mm	\$420.00	\$450.00	N
25mm	\$656.00	\$703.00	N
32mm	\$1,075.00	\$1,152.00	N
40mm	\$1,680.00	\$1,800.00	N
50mm	\$2,625.00	\$2,812.50	N

WARIALDA TRUCK WASH

Usage Fee – per minute	\$0.00	\$1.00	Y
------------------------	--------	--------	---

Welcome to
WARIALDA
Place of wild honey

*Living
the*
**Gwydir
Good
Life**

Gwydir Shire Council

Integrated Planning
and Reporting

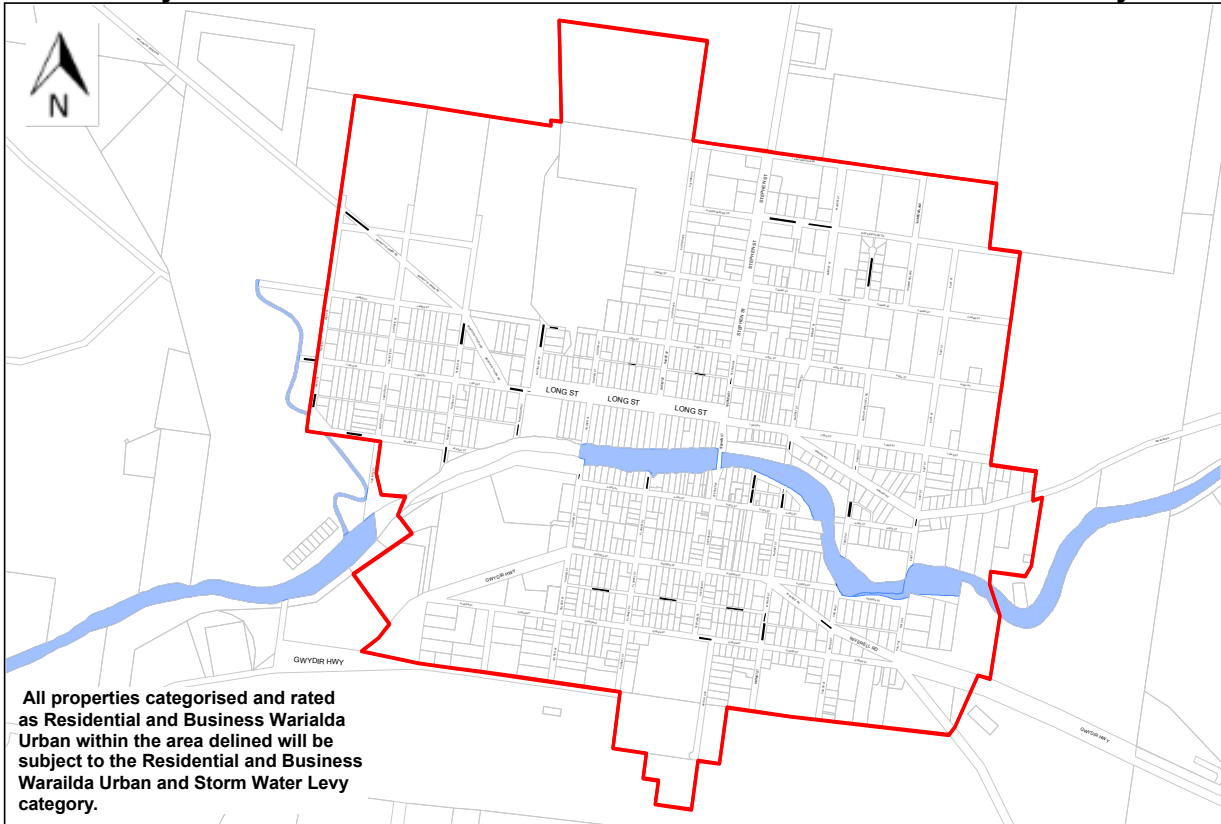
Rating Category Maps

2020/2021

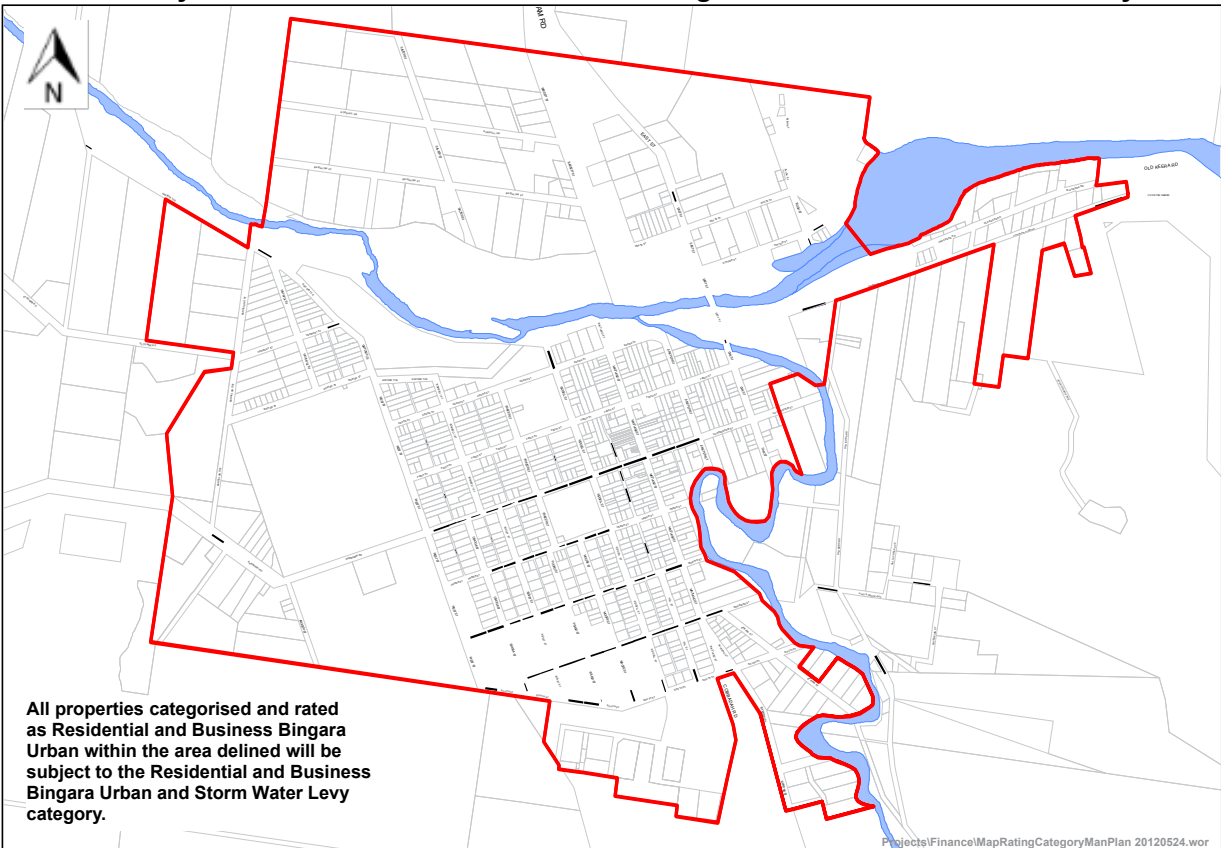
Appendix

Rating Category and Storm Water Levy Maps

Gwydir Shire Residential and Business Warialda Urban and Storm Water Levy

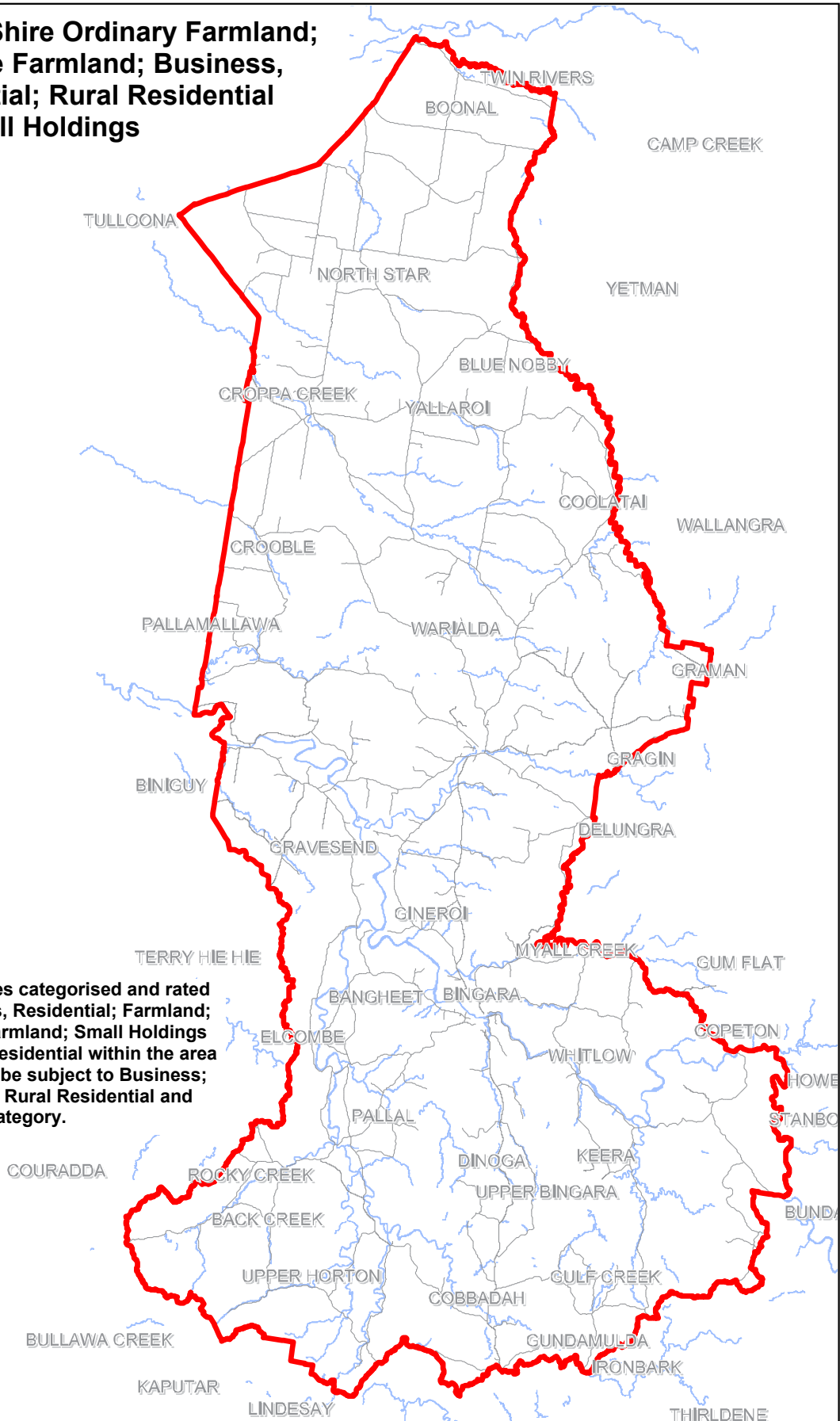


Gwydir Shire Residential and Business Bingara Urban and Storm Water Levy



Projects\Finance\MapRatingCategoryManPlan 20120524.wor

**Gwydir Shire Ordinary Farmland;
Intensive Farmland; Business,
Residential; Rural Residential
and Small Holdings**

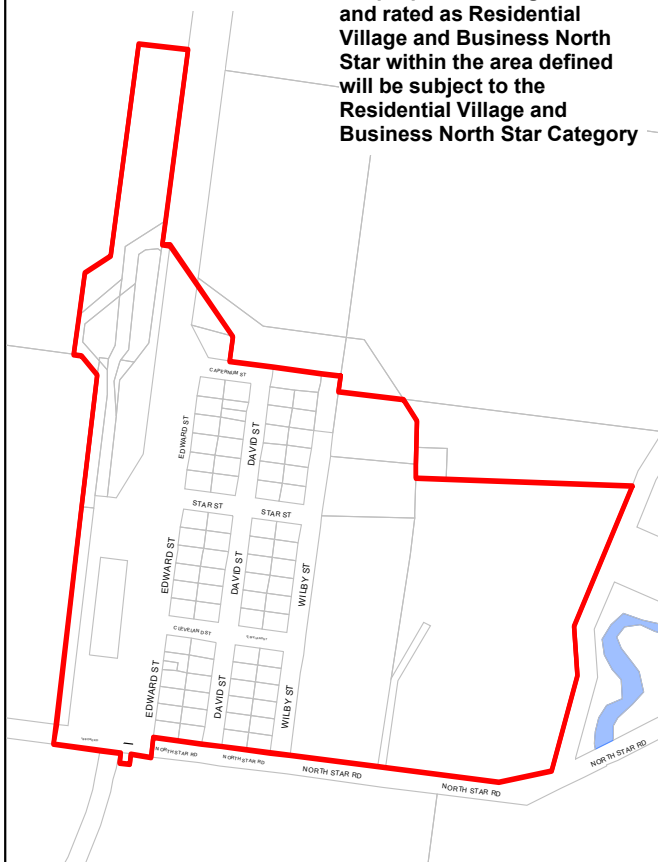


All properties categorised and rated as Business, Residential; Farmland; Intensive Farmland; Small Holdings and Rural Residential within the area defined will be subject to Business; Residential; Rural Residential and Farmland Category.

Gwydir Shire Residential Village and Business North Star and Gravesend

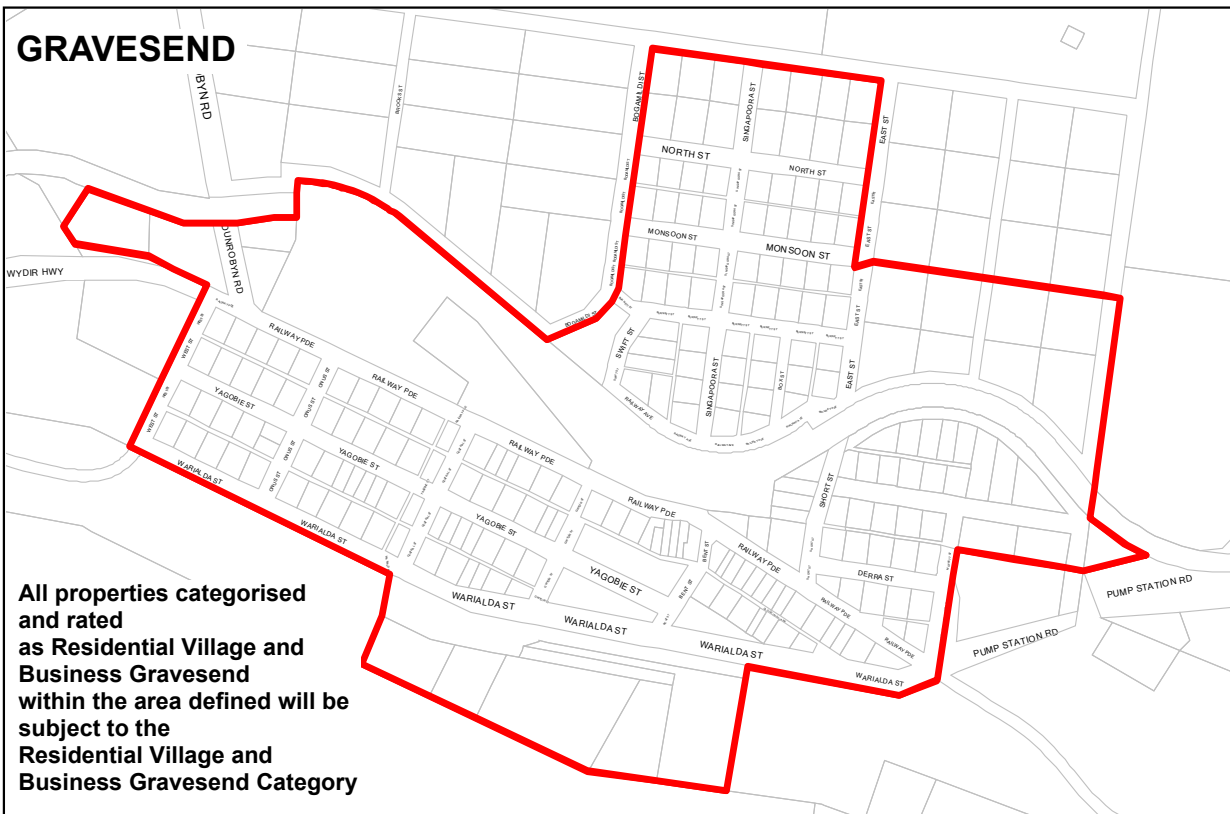
NORTH STAR

All properties categorised and rated as Residential Village and Business North Star within the area defined will be subject to the Residential Village and Business North Star Category



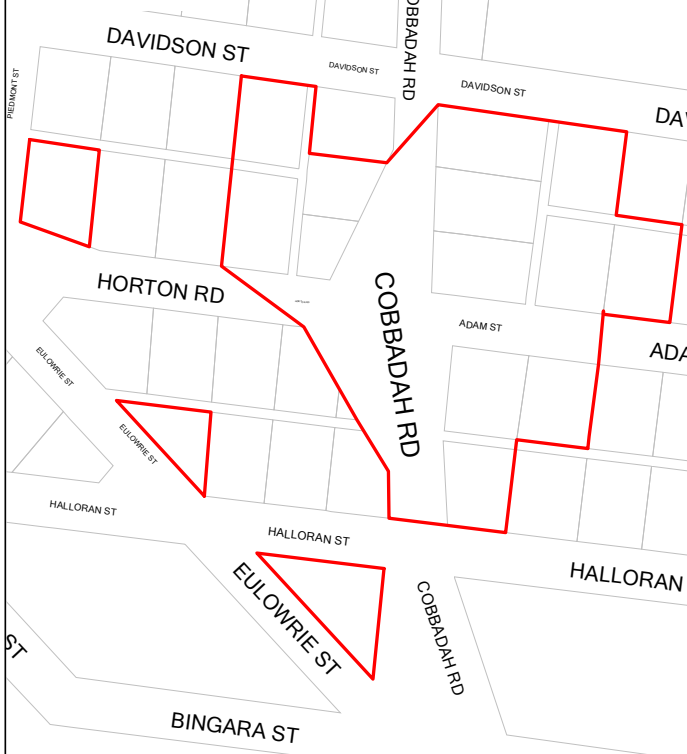
GRAVESEND

All properties categorised and rated as Residential Village and Business Gravesend within the area defined will be subject to the Residential Village and Business Gravesend Category

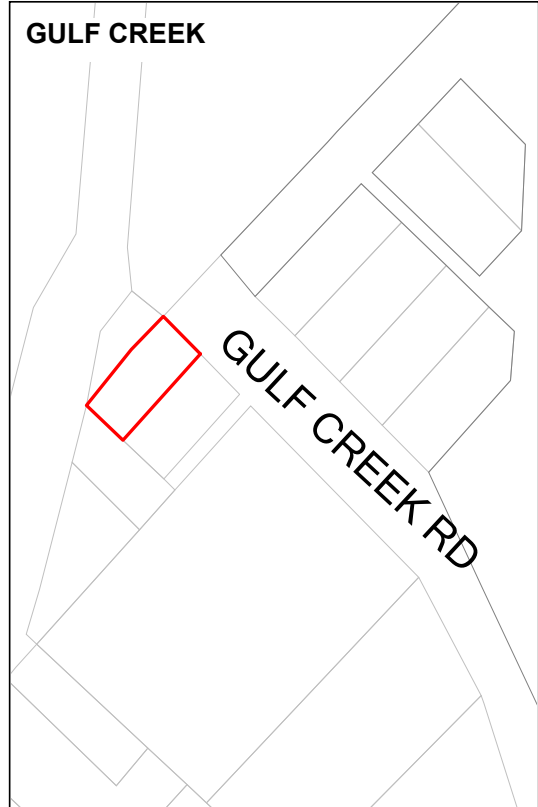


Gwydir Shire Residential Villages - Map 1

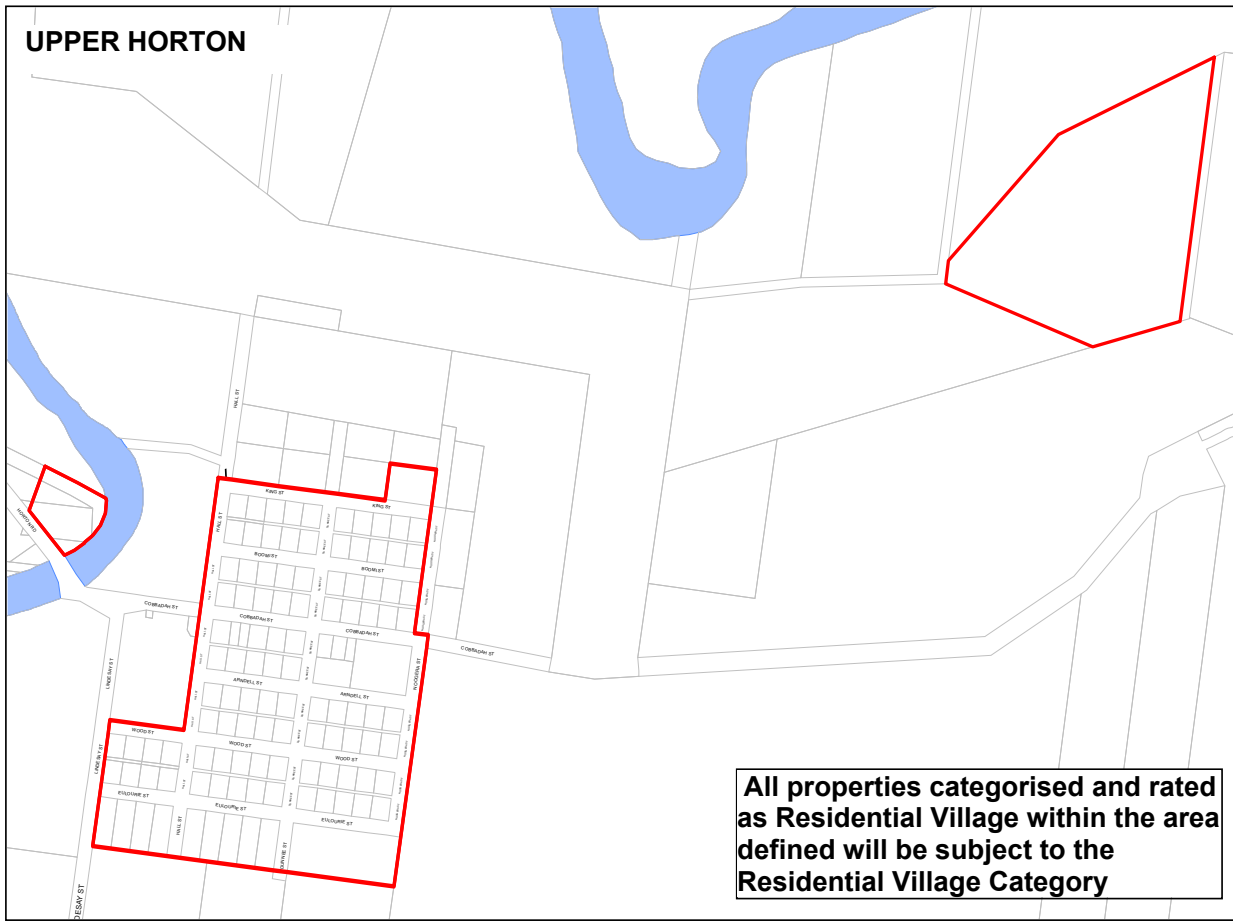
COBBADAH



GULF CREEK

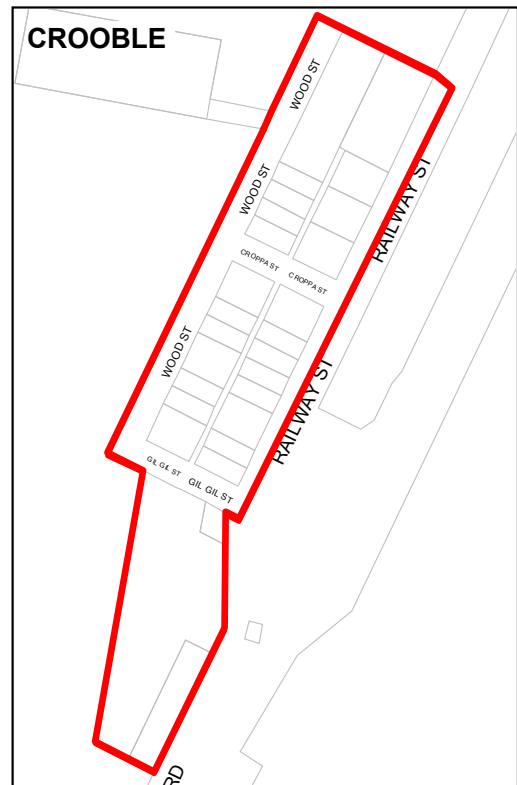
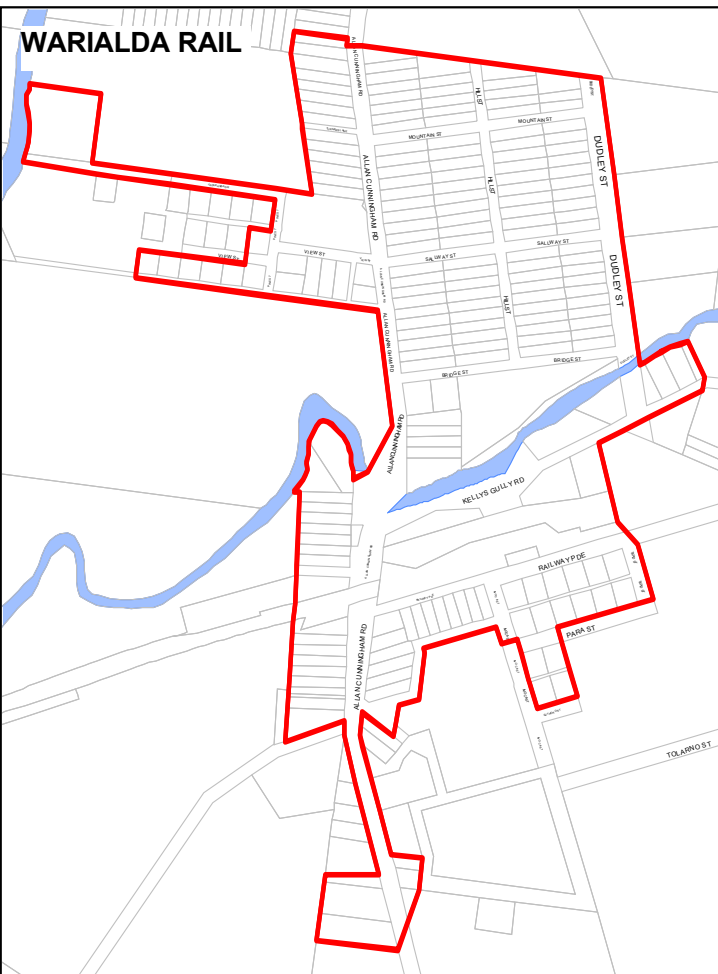
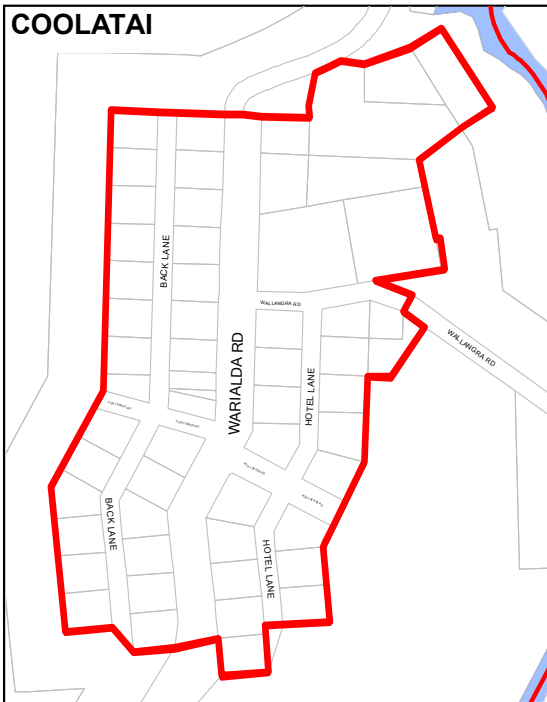


UPPER HORTON



All properties categorised and rated as Residential Village within the area defined will be subject to the Residential Village Category

Gwydir Shire Residential Villages Map 2



All properties categorised and rated as Residential Village within the area defined will be subject to the Residential Village Category